



JAMHUURIYADDA DIMOQRAADIGA SOOMAALIYA

SOMALI DEMOCRATIC REPUBLIC

KOObAHA ISTAATISTIKADA

1988

STATISTICAL ABSTRACT

Waasaaradda Qorsheynta Qaranka
iyo Horumarinta dooxada Jubba
WAAXDA DHEXE EE ISTAATISTIKADA

FEBRUARY
1990
FEBERAAYO

Ministry of National Planning
& Juba Valley Development
CENTRAL STATISTICAL DEPARTMENT



JAMHUURIYADDA DIMOQRAADIGA SOOMAALIYA
SOMALI DEMOCRATIC REPUBLIC

KOOBAHA ISTAATISTIKADA
1988
STATISTICAL ABSTRACT

Wasaaradda Qorsheynta Qaranka iyo Horumarinta dooxada Jubba MAAXDA DHEXE EE ISTAATISTIKADA	FEBRUARY 1990 FEBERAAYO	Ministry of National Planning & Juba Valley Development CENTRAL STATISTICAL DEPARTMENT
--	-------------------------------	--

TABLE OF CONTENTS / TUSMADA SHAXDA

	PAGE/BAAL
PREFACE - ARAR	1
GENERAL AND TECHNICAL NOTES - FAALLO GUUD	2
SECTION 1 METEOROLOGY QAYBTA 1 SAADAASHA HAWADA	
Table/ Shaxda	
1.1 Average maximum and minimum temperature 1984-1988 Tirodhexaadka sare & hoose ee heerkulka 1984-1988	9
1.2 Monthly record of rainfall in mm by station and month, 1984-1988 Saldhigyadii intay mm roob heleen iyo bilihii, 1984-1988	11
1.3 Average monthly level of relative humidity (%) by station and month, 1984 -1988 Tiradhexaadka suyuuca hawada ee saldhiyada (%) iyo bilihii, 1984-1988	12
1.4 Absolute maximum and minimum temperature by station and month, 1984-1988 Heerkulka sare iyo kan hoose oo u kala baxsan saldhigyada iyo bilihii, 1984-1988	13
SECTION 2 POPULATION QAYBTA 2 DADKA	
2.1 Percent distribution of the population by five year age groups sector, 1980 Boqolkiiba (%) dadka oo u kala baxsan inta da'dooda tahay 5 sano & ka kor, 1980	15
SECTION 3 EDUCATION QAYBTA 3 WAXBARASHADA	
3.1 Public Education 1987-1988. Students by sex and level of education and teachers by level of education Waxbarashada (Dugsiyada Dowladda) ee 1987-1988. Ardayda oo u kala baxsan ceynta iyo heerka waxbarashada iyo barayaasha oo u kala baxsan heerka tacliinta	18
3.2 Education by level, 1987-1988. No. of schools, classes, enrolment, teachers and classrooms Heerka Waxbarashada 1987-1988. Tirada dugsi- yada, fasallada, ardayda isqortay, macallimiinta iyo qolalka	20

- | | | |
|-----|---|----|
| 3.3 | Elementary education by Regions, 1987-1988. No. of schools, classes, enrolment, teachers and classrooms
Waxbarashada Dugsiyada Hoose ee Gobollada, 1987-1988. Tirada dugsiyada, fasallada, ardayda isqortay macallimiinta iyo qolalka | 20 |
| 3.4 | Intermediate education by Regions, 1987-1988. No. of schools, classes, enrolment, teachers and classrooms
Waxbarashada dugsiyada Dhexe ee Gobollada, 1987-1988. Tirada dugsiyada, fasallada, ardayda isqortay, macallimiinta iyo qolalka | 21 |
| 3.5 | Secondary education by Regions, 1987-1988. No. of schools, classes, enrolment and teachers
Waxbarashada dugsiyada Sare ee Gobollada, 1987-1988. Tirada dugsiyada, fasallada, ardayda isqortay iyo macallimiinta | 22 |
| 3.6 | Education by Level 1987-1988. No. of schools, classes, enrolment and teachers
Heerka waxbarashada 1987-1988. Tirada dugsiyada, fasallada, ardayda isqortay, iyo macallimiinta | 24 |
| 3.7 | Higher education 1986/87 - 1987/88. Yearly distribution of university students by sex
Tacliinta Sare 1986/87 - 1987/88. Xog sannadeedka ardayda Jaamacadda oo u kala baxsan lab & dheddig | 25 |
| 3.8 | Higher education 1986/87 - 1987/88. Yearly graduates by faculty 1986/87 - 1987/88
Tacliinta Sare - 1986/87 - 1987/88. Ardayda ka qalin jebisay oo u kala baxsan kulliyadaha sannadadii 1986/87 1987/88 | 26 |

SECTION 4 FOREIGN TRADE
QAYBTA 4 GANACSIGA DIBEDDA

- | | | |
|-----|---|----|
| 4.1 | Quantity & value of exports & imports of Somali Democratic Republic 1969 - 1988
Inta & qiimaha alaabta la dhoofinta & tan la soo dejiyay ee Jamhuuriyadda Dimooqraadiga Soomaaliya, 1969 - 1988. | 27 |
| 4.2 | Monthly imports and exports by quantity & value 1987
Inta iyo qiimahii la diray & tan la soo dejiyay ee bilihii, 1988 | 29 |
| 4.3 | Quantity & value of imports & exports by country of origin and destination, 1988.
Inta iyo qiimaha alaabta la soo dejiyay & tan la dhoofiyay oo u kala baxsan Dalalka loo diray, 1988 | 30 |
| 4.4 | Somalia's imports & exports by principal commodities, 1988
Alaabtii ugu muhiimsaneyd ee laga soo dejiyay & tan laga dhoofiyay Soomaaliya, 1988. | 33 |

4.5	Imports & exports by customs branch, quantity & value, 1988 Inta iyo qiimaha, wixii la dhoofiyay & wixii la soo dejiyay oo u kala baxsan laamaha canshuuraha beriga, 1988	39
4.6	Quantity and value of imports by type of importer, 1988 Inta iyo qiimaha la soo degiyay oo u kala baxsan cidda soo dejisay, 1988	40
4.7	Quantity & value of exports by type of exporter, 1988 Inta iyo qiimaha la dhoofiyay oo u kala baxsan cidda dhoofisay, 1988	41
4.8	Somalia's exports by principal commodities 1985-1988 Alaabta ugu muhiimsan ee laga dhoofiyay Somaaliya, 1985-1988	42

SECTION 5 AGRICULTURE AND LIVESTOCK

QAYBTA 5 BEERAHA IYO XOOLAHA

5.1	Production & exports of banana, 1971-1988 Wax soo saarka iyo dhoofinta muuska sannadadii, 1971-1988	46
5.2	Monthly breakdown of banana export to Italy & Middle East, 1988 Muuskii loo dhoofiyay Itaaliya & Bariga Dhexe oo bilbil ah, 1988	47
5.3	Quantity of grain purchases by Agricultural Development Agency, 1984-1988 Inta miro soo go'day oo ay iibisay Wakaaladda Horumarinta Beeraha, 1984-1988	48
5.4	Number of livestock vaccinated by type of disease & region, 1986-1988 Tirada xoolaha la tallaalay oo u kala baxsan cudurrada iyo Gobollada 1986 - 1988	49
5.5	Number of livestock given curative treatment by type of disease & Region, 1988 Tirada xoolaha la daaweeyay oo u kala baxsan cudurrada iyo Gobollada, 1988	50
5.6	Number of animals slaughtered in municipal slaughter houses by type of animals and region, 1987-1988 Tirada xoolaha lagu qalay kawaanada dawladda hoose oo uu kala baxsan nooca xollaha, 1987-1988	51
5.7	Vaccines produced in the Serum-Vaccine Institute by type, 1985-1988 Daawada lagu sameeyey Machadka Samaynta Daawada Xoolaha oo u kala baxsan noocyada cudurrada 1985-1988	52

SECTION 6 HEALTH
QAYBTA 6 CAAFIMAADKA

- 6.1 Health service units and population per bed by region, 1988 53
Xubnaha caafimaadka Gobollada oo u kala baxsan bukaan socod eegto , cusbitallaada, sariiraha cusbitaallada guud, hooyada iyo dhallaanka, 1988
- 6.2 Health manpower by Region 1988 54
Muruqmaalka caafimaadka oo u kala baxsan Gobollada, 1988
- 6.3 Incidence of malariya by region, 1988 55
Duumada dhiigii laga qaaday oo u kala baxsan Gobollada, 1988
- 6.4 Statistics of anti-tuberculosis activity in Mogadishu t.b.c. center, 1987 - 1988 56
istaatistikada la dagaalanka qaaxada ee xarunta Xamar, 1987 - 1988

SECTION 7 FINANCE
QAYBTA 7 MAALIYADDA

- 7.1 Central Government expenditure 1986-1988 57
Kharajka Dowladda Dhexe ee 1986-1988

SECTION 8 DEVELOPMENT PROGRAMME
QAYBTA 8 BARNAAMIJKA HORUMARINTA

- 8.1 Development expenditure of the Five Year Development Plan 1987-1991 58
Kharajka Horumarinta ee Qorshaha Horumarinta Shanta sano 1987-1991

SECTION 9 BANKING
QAYBTA 9 BANGIGA

- 9.1 Commercial Bank Statement of accounts - assets, 1988 59
Bangiga Ganacsiga - Xisaab caddeyn - hanti, 1988
- 9.2 Commercial Bank Statement of accounts - liabilities, 1988 60
Bangiga Ganacsiga- Xisaab caddeyn - qaan, 1988
- 9.3 Central Bank Statement of accounts - assets, 1988 61
Bangiga DHexe- Xisaab caddeyn - hanti, 1988
- 9.4 Central Bank Statement of accounts - liabilities, 1988 62
Bangiga DHexe - Xisaab caddeyn - qaan, 1988
- 9.5 Somali international reserves, 1988 63
Kaydka caalamiga ah ee Soomaaliyeed, 1988
- 9.6 Mogadishu clearing house transaction debits and credits, 1988 64
Hoyga isdhafsiga deynta & amaahda ee Muqdisho, 1988

9.7 Monetary survey 1988 Sahan Lacageed 1988	65
SECTION 10 PRICES QAYBTA 10 SICIRRADA	
10.1 Mogadishu consumer price index, 1988 Tusaha sicirka quudsadaha ee Muqdisho, 1988	66
10.2 Mogadishu consumer price index by items, 1988 Tusaha sicirka quudsadaha ee Muqdisho oo u kala baxsan Badeecadaha, 1988	69
SECTION 11 TRANSPORT AND COMMUNICATION QAYBTA 11 GAADIIDKA IYO ISGAARSIINTA	
11.1 Loaded cargo at Somalia's major harbours, 1986-1988 Alaabta laga rarary Dekedaha waaweyn ee Soomaaliya, 1986-1988.	71
11.2 Unloaded cargo in Somalia's major harbours, 1986-1988 Alaabta laga soo dejiyey Dekedaha Waaweyn ee Soomaaliya, 1986-1988	72
11.3 Summary of airline traffic statistics (Somali Airline), 1988 Koobidda xogta duulimaadka dayuuradaha (Shir. Dayuuradaha Soomaaliyeed), 1988	73
11.4 Road statistics of the Somali Democratic Republic, 1985-1988 Istaatistikada waddooyinka ee Jamhuuriyadda Dimooqraadiga Soomaaliya, 1985-1988	74
11.5 International telephone and telex calls by months, 1988 Wicid Dibadeedka Teleefoonada iyo Telekiska oo u kala baxsan bil bil, 1988	75
11.6 Road accidents 1986 - 1988 Shilalka waddoyinka 1986 - 1988	76
11.7 Statistics of motor vehicles newly registered in the Southern Regions by model of vehicles, 1984-1988 Xogta gaadiidka laga diiwaangeliyay Gobollada Koonfureed oou kala baxsan noocyada gaadiidka, 1984-1988	77
SECTION 12 FUEL AND POWER QAYBTA 12 WAXYAALAHA LA SHITO IYO XOOGGOODA	
12.1 Capacity, production and distribution of electricity in Mogadishu, 1986 - 1988 Itaalka, soo saaridda iyo qaybinta korontada Muqdisho, 1986 - 1988	78

- | | | |
|------|--|----|
| 12.2 | Electricity consumption in Mogadishu by purpose and type of consumer, 1986 - 1988
Korontada Muqdisho lagu isticmaalay oo u kala baxsan sidii loo kala isticmaalay iyo isticmaalaha, 1986-1988 | 79 |
| 12.3 | Yearly sales of petroleum products 1978 - 1988 by the National Petroleum Agency
Shidaalkii Wakaaladda Betroolka Ummadda iibisay sannadkii 1978 - 988 | 80 |

SECTION 13 CRIME
QAYBTA 13 DEMBIYADA

- | | | |
|------|---|----|
| 13.1 | Criminal Statistics for the year 1988
Xogta Dembiyada ee sannadka 1988 | 81 |
|------|---|----|

GRAPHS/GRAAF

- | | | |
|---|---|----|
| 1 | Public Education 1986-1988. Students by sex and level of education
Waxbarashada (Dugsiyada Dowladda) ee 1986-1988. Ardayda oo u kala baxsan ceynta iyo heerka waxbarashada | 19 |
| 2 | Exports and Imports 1969-1988
Dhoofinta iyo soo Deyinta 1969-1988 | 28 |
| 3 | Production & Exports of banana 1971-1988
Wax soo saarka iyo dhoofinta muuska sannadadii, 1971-1988 | 45 |
| 4 | Mogadishu CPI Jan 1978-Dec 1988. Accumulated monthly general index
Tusaha sicirka quudsadaha ee Muqdisho Jan 1978-Dec 1988
Tusaha Guud bilkasta oo la isugeeyay | 67 |
| 5 | Mogadishu CPI Jan 1978-Dec 1988. Inflation rate on a one-year basis
Tusaha sicirka quudsadaha ee Muqdisho Jan 1978-Dec 1988
Heerka sicir bararka oo sannad sannad ah | 68 |

P R E F A C E

The Central Statistical Department of the Ministry of National Planning & Juba Valley Development takes pleasure in presenting the 1988 Statistical Abstract of the Somali Democratic Republic. This volume, the 25th edition in its series, contains official statistical data about various aspects of the economic and social activities.

The coverage and content of this volume has been carefully reviewed, and continuing series brought up to date.

The Central Statistical Department (CSD), would very much welcome any comments and suggestions which would improve future editions of this volume. Furthermore, CSD would like to take this opportunity to thank all Government departments and autonomous agencies that have contributed to this edition.

A R A R

Waaxda Dhexe ee Istaatistikada ee Wasaaradda Qorsheynta Qaranka waxay iyo Horvmarinta dooxada Jubba aad ugu faraxsan tahay inay idiin soo bandhigto Koobaha Istaatistikada, 1988 ee Jamhuuriyadda Dimoqraadiga Soomaaliya. Koobahan, oo ah kiisii 25ad, wuxuu sidaa wararka Istaatistikada rasmiga ah ee ku saabsan xogta la xidhiidha dhaqaalaha iyo bulshada.

Xogta Koobahan si fejigan ayaa loo hubiyey, wararkii taxanaana waa la tifaftiray lana habeeyay.

Waaxda Dhexe ee Istaatistikada waxay qalbi furan ku soo dhawaynaysa talooyinka iyo aaraada horumarinaaya mustaqbalka soo saaridda buugan. Waaxda ayada oo ka faaiideysaneyso munaasabada, waxay u mahad naqeysaa Heyadaha Dawladda iyo kuwa iskood u madaxbanaan oo gacan buuxda ka geystay soo saaridda koobaha.

GENERAL AND TECHNICAL NOTES

INTRODUCTION

The Somali Democratic Republic has an area of about 638,000 sq. km. Its geographical location is known as the Horn of Africa. It is located between latitudes 12° 0' North and 1° 35' South and between longitudes 41° 0' East and 51° 25' East. Its boundaries are defined by the Gulf of Aden in the North, Djibouti in the North-West, Western Somalia (Ethiopia) in the West, N.F.D. (Kenya) in the South-West and the Indian Ocean in the East and South. The coast line stretches for about 3,333 kms. and has a number of convenient landing places and inlets.

The main part of Somalia is occupied by a large plateau which is the continuation southward of the Ethiopian highlands. This plateau gradually declines towards the Indian Ocean where a broad and thick alluvial stratum covers its coastal stretches.

From the physical point of view the country may be divided into five regions: (a) The Northern Regions (viz. Awdal, North-West, Tog-Dher, Sool and Sanag), consist of steppes lying on a highland of crystalline creaceous rocks which show numerous fissures and become uneven along the coast. Relief is formed here by a few mountain ranges, which culminate at Mount Surat (2,429 metres). These regions consist mainly of pastoral areas where herds of camels, sheep and goats are raised. Incense and myrrh from wild growing trees, such as the cedar of East Africa, are collected. (b) Bari and Nugal Regions are constituted of calcareous uneven highlands with mountain ridges which rise to 2,221 m. At Mount Boqor and Hal-Mascot, the climate is arid and the vegetation is sparse. The population in this area is engaged in livestock raising, fishing and collecting incense and myrrh. (c) Mudug and Galgadud lie between Nugal, the Indian Ocean and Hiran. It is an arid high plateau area which rises 600 metres above sea level. Stock raising is the main occupation of the inhabitants. (d) The Central Southern

F A A L L O G U U D

HORDHAC

Jamhuuriyadda Dimoqraadiga Soomaaliya waxay ku fadhidaa dhul qiyastiisu tahay 638,000 Kiiloometar oo wareeg ah, waxayna ku taallaa geeska Africa. Waxayku dhex jirtaa labada lool 12° 0' Waqooyi iyo 1° 35' Koonfur waxay kaloo u dhaxeysaa dhigaha 41° 0' iyo 51° 25' bari. Waqooyi waxa ka xiga KHooriga Cadan, Waqooyi Galbeedna Jamhuuriyadda Jabuuti, Galbeed waxaa ka xiga dhulka Soomali Galbeed (Itoobiya), Koonfur-Galbeed waxay xad la leedahay dhulka Soomaaliyeed N.F.D. (Kenya), Bari iyo Koonfurna waxaa kaga xeeran Bad-weynta Hindiya. Soomaliya waxay leedahay Xeeb dhererkeedu lagu qiyaasay 3,333 oo Kiiloomitir oo leh dekedo iyo dhul badan oo doonyuhu ku xiran karaan.

Soomaaliya inteeda badan waa dhul taag ah oo la xiriira buuraha dhaadheer ee Ethiopia. Taagaasuna waxa uu u sii yaryaraada xagga badweynta Hindiya, halkaaso uu ka galo bacaadyada waaweyn ee Xeebaha.

Dabeecadda dhulka haddii la eego waxa loo qaybin karaa shan deegaan gobolleed:-

(b) Gobollada Waqooyi (Awdal, Waqooyi Galbeed, Togdheer, Sool iyo Sanaag) oo ka kooban dhul taagan oo bannaan oo leh qarar, gebiyo, buuro iyo dhul u sii gaabta xagga xeebta. Waxaa dhulkaas ku yaal buuro xiriirsan ee raaca Xeebta waxaana ugu dheer buurta Surad, 2,429 mitir. Deegaankani intiisa badani waa daaqsiin waxaana lagu dhaqdaa geel iyo ari, iwm. Luubaanta iyo meydhiga oo buuraha iskooda iskiga baxa, sida "cedar"ka Afrikada Bari ayaa laga gurtaa. (t) Gobollada Bari iyo Nugaal waxay ku fadhiyaan dhul taagan oo kala dhaadheer buurana leh kuwaaso ay ugu dheer yihiin Halboqor iyo Hal-Maskat oo badda ka kacsan 2,221 mitir. Buuraha Hal Boqor iyo Hal Maskat, cimiladoodu waa galleyl, dhirtana way kala firdhisantahay. Dadka ku nool deegaankan waxay dhaqdaan xoolo, qaarna waa kal-luumeeysato qaar kalena waxay ka xoogsadaan luubaanta iyo meydhiga. (j) Gobollada Mudug iyo Galgadud waxay u dhaxeeyaan Nugaal, badweynta

Regions (viz. Hiran, Middle SHabelli, Benadir and Lower SHabelli) situated between the Shabelle and the Jubba rivers are fertile agricultural areas, characterized by extensive, comparatively densely populated plains. Here cereals, fruits and vegetables are grown. (e) The Jubba regions (viz. Bay, Bakol, Gedo, Middle Jubba and Lower Jubba), which lie between the Jubba river, western Somalia and Kenya is covered by thick bush and in certain places by forests which contain much game. Livestock raising is the main occupation of the inhabitants.

WATER RESOURCES

Since the climate of Somalia is rather arid and the soil often calcareous and chalky, the water courses are dry except when there are occasional heavy torrents. The only perennial rivers are Jubba and Shabelle which originate in the Ethiopian highlands. The length of Juba is 800 km, and that of Shabelle is 1100 km. Their catchment areas are 275,000 sq.km. for Juba and 300,000 sq.km. for Shabelle. The average annual flow of Juba is 6 billion cubic metres while that of Shabelle is 2 billion cubic metres. The Jubba river enters the Indian Ocean at Gobwein about 8 kms. from Kismayo. The Shabelle river does not reach the sea but gets lost in depressions near Haway, forming a series of marshes.

CLIMATE

(i) Winds

The South-West monsoon winds which blow from March to October bring some moisture but the North-East monsoon winds which prevail from November to April are dry. Between the two monsoon winds there are two short calm seasons which last approximately forty days each. Rainfall is heaviest in the highlands between the arid coast and the plateau. The plateau for the most part receives between 10" and 15"

Hindiya iyo Hiiraan. Deegaankani waa dhul taagan oo qalalan kana kacsan badanaa badda 600 mitir. Dadka waa xoolo dhaqato. (x) Gobollada Dhexe ee Koonfureed (Hiiran, SHabeellaha DHexe, Benadir iyo SHabeellaha Hoose) ee ku yaalla labada webi dhexdooda waa dhul beereed, uguna degsiimo badan Dalka, waxaana laga beerta xabuubka, khudradda iwm. Xoolahana waa lagu dhaqdaa. (kh) Gobollada Jubbooyinka (Bay, Bakool, Gedo, Jubbada DHexe iyo Jubbada Hoose) ee u dhaxaya webiga Jubba, Soomaali Galbeed iyo Kenya waa dhul hawd ah kaymana leh ugaartana ku badan tahay. Dadku badi waa xoola dhaqato.

QANINIMADA BIYAHA

Hawada Soomaliya badi waa qalayl, dhulka intiisa badanna waa dhul dedib ah. Sidaa darteed dhulka biyamareenka ahi waa qalalan yahay haddii laga reebo waqtiyada roobabka ee daadku ku soo rogmadaan. Meelaha kaliya ee laga helo biyo waxay yihiin labada webi Jubba iyo Shabelle ee ka soo billabma buuraha dhaadheer ee Ethiopia. Webiga Jubba dhererkiisu wuxuu la egyahay 800 Km Kan Webiga Shabelle wuxuu la egyahay 1100 Km. Goobaha biyoqabsiga wuxuu la egyahay 275,000 Sq. Km. Webiga Jubba, kan Shabelle 300,000 Sq.Km. Tiradhexadka sannadka ee biyo-keenista Jubba waa 6 bilyan kubik mitir, kan Shabellana waa 2 bilyan kubik mitir. Webiga Jubba bada Hindiya wuxuu kaga darsamaa Goob-Weyn oo u jirta 8 Km. magaalada Kismaayo. Webiga Shabelle wuxuu ku baaba'aa meelo godgodan oo u dhaw tuulada Haaway, halkaasoo uu ka dhigo dhul dhoobo ah.

HAWADA

(i) Dabaylaha

Dabaylaha dhaca bilaha Maarso ilaa Oktoobar ee ka yimaada Koonfur-Galbeed waa qoyaan, laakin dabaylaha ka yimaada Waqooyi Bari ee dhaca bilaha Noofember ilaa Abriil waa qalayl. Labada waqti ee dabaylahaasu dhacaan waxa u dhexeeya laba xilliyo gaagaaban ee dabeyluhu joogsadaan oo lagu qiyaasay in ay 40 maalmood jiraan midkiiba. Roobku wuxuu u badan yahay buuraha u dhexeeya Xeebaha iyo Oogada. Inteeda

of rainfall and provides the nomadic herds of livestock with fairly adequate grazing.

(ii) Temperature

Average temperatures are not as high as might be suggested by the latitudes except along the Gulf of Aden where they belong to the highest maritime temperatures in the world. Difference in annual as well as daily temperatures are small. In areas which are influenced by the monsoon, minimum values are recorded in July and August, and maximum values in March-April and October-November.

(iii) Rainfall

Rainfall is rather scarce averaging less than 600 mm. a year in the areas situated between the Shabelle and Jubba rivers and the highlands in the North. Elsewhere, rainfall is very scarce, gradually decreasing to a few millimeters in Bari Region.

(iv) Humidity

On the coast line, during dry periods, average relative humidity (minimum) recorded in seven year periods is about 68%. In the interior, minimum is never lower than 56%.

POLITICAL ORGANIZATION OF THE COUNTRY

The Somali Democratic Republic, comprises the former British Somaliland and the United Nations Trusteeship of Somalia, both of which united and formed one State on 1st July, 1960. The armed forces under the leadership of Jaalle Major General Mohammed Siad Barre took over the reins of government in a bloodless revolution on 21 October 1969. The new government abolished the parliament and formed the Supreme Revolutionary Council (S.R.C.) which, led by Jaalle Major General Mohammed Siad Barre as president, was vested with the legislative and executive power.

On 21 October 1969, the country's name was changed from

badan meeshani waxay heshaa roob lagu qiyaasay 10" ilaa 15" halkaaso reer - guuraaguna daaq fiican ugu helo xoolahooda.

(ii) Heer Kulka

Tiradhexaadka heer kulka ma aha sida looga maleeynayo xagga loollada (Loolaka)haddii laga reebo xeebaha u jeeda gacanka Cadmeed, meelahaasoo ka mid ah kuwa adduunka ugu kulul. Farqiga Heer Kulka sannadka iyo kan malintaba wax yar baa u dhaxeeya. Meelaha dabaylaha mansuunka ahi xoog uga dhacaan Heer Kulka ugu yar waxaa la qoraa bilaha Luulyo iyo Agoosto, Heer Kulka ugu sarreeyana bilaha Maarso - Abril iyo Oktoobar ilaa Noofembar.

(iii) Roobabka

Roobabka Guud ahaan way ku yar yihiin Dalka, sannadkiina wax ka yar 600 mm. ayey helaan dhulka u dhexeeya labada webi iyo buuraha dhaadheer ee Waqooyi. Meelaha kale roobku aad buu ugu yar yahay ilaa u ka gaaro dhowr mm. uu helo Gobolka Bari.

(iv) Suyuuca

Dhulka xeebaha ah waqtiga jiilaalka, tiradhexaadka qoyaanka hawada 7dii sano oola soo dhaafay wuxuu ahaa ugu yaraan 68%. Dalka gudahiisa qoyaanka hawada marna kama yaraan 56% .

HABKA SIYAASADDA EE DALKA

Jamhuuriyadda Dimooqraadiga Soomaaliya waxay ka kooban tahay labadii qaybood oo ay kala gumeysan jireen Ingriiska iyo Talyaaniga oo midoobay 1dii Luulyo 1960.

Ciidamada qalabka sida, oo uu hoggaminaayay Jaalle Sareeye Gaas Maxamed Siyad Barre waxay gacanta ku dhigeen maamulka Dalka 21kii Oktoobar 1969. Dowlaaddi cusbeed waxay baabi'isey Barlamaankii jiray waxayna sameysay Golaha Sare ee Kacaanka oo Guddoomiye u ahaa Jaalle Sarreeye Gaas Maxamed Siyaad Barre waxeyna la wareegeen fulinta hawlaha Dawladda iyo soo saariddii sharciyada.

Laga billaabo 21kii Oktoobar 1969kii Dalka magaciisa oo ahaa Jamhuuriyadda Soomaaliyeed waxaa loo

Somali Republic to Somali Democratic Republic. The S.R.C. by official proclamations has committed itself to lead the establishment of a Socialist society.

On 1st July 1976, the Somali Socialist Revolutionary Party was founded and the legislative and executive powers were transferred to the Central Committee of the party. Jaalle Major General Mohammed Siad Barre became the Secretary General of the S.S.R.P. and Chairman of the Council of Ministers. The Ministers are appointed by the Central Committee.

As of Oct. 1, 1972 Local Administrations are composed of Regional and District Councils under the Supervisory Authority of Party Secretary of Mobilization and the Minister of Local Governments and Rural Development with the exception of Mogadishu City Council which is established under the auspices of the presidency of the Somali Democratic Republic.

On August 1979 a Constitution of the Somali Democratic Republic with 114 articles was adopted. A People's Assembly as well as regional and local Councils were elected on December 1979.

POPULATION, RELIGION AND LANGUAGE

The Somali population possess a high degree of ethnic, cultural, linguistic and religious homogeneity. Islam is the sole religion of the country and its influence appears in the formulation of the laws. The official languages of the country are Somali and Arabic, but English and Italian are widely spoken in the country.

The population of the Somali Democratic Republic was estimated in 1986 to be around 8.5 million, of which 52,1% are nomads, 24,9% are settled people (mostly farmers) in rural areas, and the rest (23,9%) are urban dwellers.

MAIN ECONOMIC RESOURCES

The main economic resources of the country at the present time are agriculture and livestock. Livestock provides the great majority of the people with their livelihood and

beddelay Jamhuuriyadda Dimooqraadiga Soomaaliya.

Golihii Sare ee Kacaanku wuxuu ballan qaaday in uu Dalka ku hoggaamiyo habka hantiwadaagga cilmiga ah.

Xisbiga Hantiwadaagga Kacaanka Soomaaliyeed ayaa la dhisay Idii Luulyo 1976, waxaana awoodda fulinta soo saaridda sharciyada la wareegeen Golaha Dhexe ee XHKS.

Jaalle Sareeye Gaas Maxamed Siyaad Barre ayaa noqday Xoghayaha Guud ee XHKS, Madaxweynaha jamhuuriyadda Dimooqraadiga Soomaaliyeed iyo Gudoomiyaha Golaha Wasiirada. Wasiirada waxaa soo magacaaba Golaha Dhexe ee XHKS.

Waxaa la sameeyey marka laga bilaabo Idii Oktoobar 1972kii, Dawladaha Hoose oo ka dhisan Gobollada iyo Degmooyinka hoosna yimaada Hoggaanka Abaabulka iyo Kicinta ee XHKS, iyo Wasaaradda Dowladda Hoose iyo Horumarinta Reer Miyiga. Dawladda Hoose ee Muqdisho waxay hoos timaada Madaxtooyada J.D.S..

Bishii Agoosto 1979kii waxaa la dhaqangeliyay Dastuurka Jamhuuriyadda Dimooqraadiga Soomaaliya oo ka kooban 114 qoddob. Waxaa la soo doortay xubnihii Golaha Shacbiga iyo Golayaasha Shacbiga ee deegaaneed bishii Diisembar 1979kii.

DADKA, DIINTA IYO LUQADA

Ummadda Soomaaliyeed waa dad isku dhaqan ah, isku caado ah hal luqadna wadaaga. Diinta keliya ay Ummaddu haysato waa Islaamka taasoo xoog ku leh sharciyada Dalka lagu maamulo. Luqadaha rasmiga ee Dalka lagaga shaqeeyo waa Soomaali iyo Carabi waxaase jira in luuqooyinka Ingriiska iyo Talyaaniga aad Dalka loogaaga hadlo. Tirada Dadka ku nool Jamhuuriyadda Dimooqraadiga Soomaaliya waxaa lagu qiyaasay 8.5 Malyuun sannadka 1986, oo 52,1% ay yihiin Reer guuraa, 24,0% ay yihiin dadka tuulooyinka deggan (badankoodu beeralay) inta soo hartayna 23,9% ay yihiin dadka Magaalooyinka deggan.

TIIRARKA DHAQAALAHA

Tiirarka dhaqaalaha ee Dalka waqtigan aanuu joogno waa xoolaha iyo beeraha. Dadka intiisa badani waxay ku nool yihiin xoolaha oo ah kuwa ugu muhiimsan waxyaalaha Dalka

is also the main export item of the country. Most of the people engaged in agriculture are subsistence farmers but banana and sugar plantations are also found on the banks of the two main rivers. Bananas are exported and the sugar production contributes to a substantial share of the local demand.

AGRICULTURE AND STOCK RAISING

The area suitable for cultivation is rather large. According to the estimates of the Ministry of Agriculture the area of the Somali Democratic Republic is divided as follows:

	MILLION HECTARES	%
i) Area suitable for cultivation	8.2	12.9
ii) Area suitable for livestock raising	28.8	45.1
iii) Other area	26.8	42.0
TOTAL	63.8	100.0

MINERAL DEPOSITS

The most important mineral deposits of the Somali Democratic Republic is the carnotite deposits of Dusamareb area (Galgadud Region). This uranium which is estimated to contain about 8.5 million tons of Uranium Ore are averaging 0.1% of U O (8,500 tons of marketable Uranium Oxide).

Another deposit of radioactive mineral is the Alio-Gellee Uranothorium deposit which is found in the district of Bur-Hacaba. It is estimated to contain roughly 2,300 tons of U O and about 5,000 tons of Thorium Oxide in hard crystalline rocks at the depth of 150 metres.

A large deposit of metallic mineral has been discovered in the Majayahan area (District of Bosaso), in the North East of Somalia. This is a complex deposit of tin, tantalum, niobium, rubidium, cesium and other rare elements, which in future may play an important role in the economic development of the country. At present time the area is under detailed exploration.

Other metallic minerals of

laga dhoofiyo. Dadka beeraha ku howlan intooda badani waa beeralee: soo sarta quudsigooda, laakins: beero Muus iyo Sonkor ayaa laga helaa daamaha webiyada. Muusk: dibedda ayaa loo dhoofiyaa, sonkor: tana waxay ka dabooshaa qeyb weyn: baahida Dalka gudihisa.

BEERAHA IYO XOOLAHA

Dhulka wax laga beerankaro aad buu u ballaaran yahay sida Wasaaradda beeruhu ku qiyaastay, Dalka J.D.S. waxa loo kala qeybinkaraa sida soo socota:-

	MALYUUN HECTAR	%
i) Dhulka beeraha ku habbon	8.2	12.9
ii) Dhulka Xoolaha lagu dhaqdo	28.8	45.1
iii) Dhulka kale	26.8	42.0
DHAMMAAN	63.8	100.0

MACDANTA DHULKA KU JIRTA

Macdanta dhulka ku jirta ee Jamhuuriyadda Diimoqraadiga Soomaaliya tan ugu muhiimsan waa macdanta loo yaqaano (Carnotite) ee laga helo agagaarka magaalada Dhuusamareeb (Gobolka Galgaduud). Uraniumkaan waxaa lagu qiyaasay in uu ku jiro 8.5 malyuun oo tan Uranium Ore ayna ku jiraan qiyaas (tirodhexaad) 0.1% oo U O (8,500 tan oo uranium Oxide oo la suuq geyn karo).

Keyd kale oo macdanta (radioactive) ah ayaa waxaa laga helay Caliyow-Geelle oo ku talla Degmada Buur-Hakaba. Macdantaasi (Uranothorium) waxaa lagu qiyaasay in ay ku jirto 2,300 oo tan U O iyo 5,000 tan oo ah Torium Oxide kuna dhex jirta dhagax adag 150 mitir dhulka hoostiisa.

Keyd Baaxad weyn leh oo macdanta (Metallic) ah ayaa laga helay Majayahaan oo ku taalla Degmada Boosaso (Gobolka Bari). Waxayna macadantaasi isugu jiraan (tin, tantalum, niobium, rubidium, cesium iyo kuwa kale), kuwasoo mustaqbalka door weyn ka qaadan karo horumarinta dhaqaalaha Dalka. Hadda waxaa ka

Somalia is the Iron Ore deposit of Bur Qalinle and Deymir in Dinsor district; this is estimated at about 200 million tons of Ore, the average ferrum content of which is about 35%.

The non-metallic minerals of Somalia are represented by Feldspar, Caolin Sepolite, quartz sand and huge gypsum deposits of Berbera, Garowe and Belet-weyne areas.

These raw materials may have enormous importance in the industry of ceramics and cement. Other minor minerals to be mentioned are the black titanium sand of Kismayo, manganese and kyanite deposits of North-Western Region of Somalia. These minerals are worthy to be studied and estimated in future.

INDUSTRY AND HANDICRAFT

Activities in industry and handicraft are based mainly on agricultural and livestock products. In 1987 the total number of industries, both public and private were 291, with a production value of So. Sh. 7.0 billion and an employment capacity of 12,072 employees. The majority of these manufacturing facilities (248) were private, while the remaining 43 were public.

socota meelahaas daraasado qotodheer ah. Macdan kale oo metallic ah waa birta (Iron Ore) ku keydsan Buur Qalin iyo Deymiir oo ku talla Degmada Diinsoor. Waxaana lagu qiyasay in ay gaareyso 200 milyuun oo tan (ore), ayna boqolkiiba 35% tahay Ferrum.

Macdanta aan metallic ahayn ee laga helo Soomaaliya waxay ka kooban tahay Felspar, Caolin Sepolite, ciidda Quartz iyo kayd aad u badan oo ah gypsum lagana helay Degmooyinka Berbera, Garoowe iyo Belet-weyne.

Macdantani ahmiyad weyn ayay u yeelan doonaan warshadaha dhoobada iyo sibirka ee Dalka. Macdanta aan sida kuwa hore muhiim u ahayn lagana helo Dalkeenna waxay yihiin ciidda Black-titanum ee Kismaayo, Manganese and Kyanite oo laga helo Gobolka Waqooyi Galbeed. Macdantani waxaay mudan yihiin in lagu sameeyo baris iyo qiimeeyn mustaqbalka.

SANCADA IYO FARSAMADA GACANTA

Hawlaha Warshadaha iyo farsamada gacanta intooda badani waxay ku lug leeyihiin waxyaalaha beeraha iyo xoolaha ka soo baxa. 1987 wadarta warshadaha Guud iyo Gaar ahaaneed waxay ahayd 291, wax soo saarkoodana wuxuu ahaa 7.0 bilyan iyo cudud shaqaale oo ah 12,072 shaqaale. Warshadaha intooda badani waa kuwa gaarahaaneed waana 248, inta kale oo ah 43 waa kuwa dawlada.

SECTION 1
QAYBTA 1

METEOROLOGY
SADAASHA HAWADA

TEMPERATURE - TAMBEEREJARKA

TABLE/SHAXDA 1.1 AVERAGE MAXIMUM & MINIMUM TEMPERATURE 1984-1988
TIRODHEXAADKA SARE & HOOSEEE HEERKULKA 1984 - 198

Station and Year Saldhig & sanoo-yin Mogadisho	Annual Average Tirad-dhexaad sano	Jan Jan	Feb Feb	Mar Mar	Apr Abr	May Maj	Jun Jun	Jly Jul	Aug Ogs	Sep Set	Oct Ott	Nov Nof	Dec Dis
Degrees Centigrade													
Mogadisho													
Maximum													
1984	32	37	32	36	33	33	32	30	30	26	31	33	27
1985	31	31	31	31	32	31	30	29	29	31	30	31	30
1986	30	30	30	32	32	30	29	28	28	28	30	31	31
1987	30	-	-	-	-	-	29	29	29	30	30	31	-
1988	30	32	32	32	32	31	29	28	29	29	30	30	31
Minimum													
1984	22	18	20	21	20	21	21	24	20	23	23	24	23
1985	24	22	24	25	25	25	24	23	23	24	24	25	25
1986	24	22	22	25	25	25	24	23	24	24	24	25	24
1987	25	23	22	26	27	25	24	24	24	25	26	24	-
1988	24	24	24	25	25	25	23	23	23	23	24	23	24
Hargeysa													
Maximum													
1984	27	16	22	29	29	30	30	29	30	30	28	22	26
1985	28	24	27	30	29	30	30	29	30	30	29	27	23
1986	26	25	26	24	28	27	25	-	-	-	-	-	-
1987	-	-	-	-	-	-	-	-	-	-	-	-	-
1988	-	-	-	-	-	-	-	-	-	-	-	-	-
Minimum													
1984	15	11	11	15	17	17	17	16	17	17	16	14	14
1985	17	16	18	18	17	17	17	16	16	16	17	18	16
1986	14	11	13	14	15	14	17	-	-	-	-	-	-
1987	-	-	-	-	-	-	-	-	-	-	-	-	-
1988	-	-	-	-	-	-	-	-	-	-	-	-	-
Kismaayo													
Maximum													
1984	30	31	31	32	32	31	28	27	28	29	31	31	31
1985	31	31	31	31	33	32	30	29	28	30	31	31	32
1986	30	-	32	30	30	-	29	30	29	30	30	31	32
1987	-	-	-	-	-	-	-	-	-	-	-	-	-
1988	-	-	-	-	-	-	-	-	-	-	-	-	-
Minimum													
1984	23	24	23	24	24	22	22	22	22	23	23	24	23
1985	22	23	21	21	24	23	21	21	20	21	22	23	23
1986	24	-	26	24	23	-	23	23	22	24	23	24	25
1987	-	-	-	-	-	-	-	-	-	-	-	-	-
1988	-	-	-	-	-	-	-	-	-	-	-	-	-
B/weyne													
Maximum													
1984	36	35	35	38	38	38	38	34	34	36	35	34	34
1985	-	-	-	-	-	-	-	-	-	-	-	-	-
1986	34	33	34	34	34	35	35	35	34	33	33	33	34
1987	36	35	37	39	39	33	33	34	35	37	36	34	35
1988	35	34	35	37	37	36	36	34	35	36	35	35	-
Minimum													
1984	23	21	21	23	25	23	23	22	22	23	23	22	23
1985	-	-	-	-	-	-	-	-	-	-	-	-	-
1986	24	23	25	26	26	24	22	22	23	24	24	25	25
1987	21	21	20	18	-	-	-	-	22	23	23	22	22
1988	22	22	22	21	24	22	22	22	22	21	22	21	-

SECTION 1
QAYBTA 1

METEOROLOGY
SADAASHA HAWADA

TEMPERATURE - TAMBEEREJARKA

TABLE/SHAXDA 1.1 AVERAGE MAXIMUM & MINIMUM TEMPERATURE 1984-1988
Cont./Raacsan TIRODHEXAADKA SARE & HOOSSEE HEERKULKA 1984 - 1988

Station and Year/ Saldhig & sanoo- yin Galkacyo	Annual Average Tirad- dhexaad sano	Jan Jan	Feb Feb	Mar Mar	Apr Abr	May Maj	Jun Jun	Jly Lul	Aug Ogs	Sep Set	Oct Ott	Nov Nof	Dec Dis
Degrees Centigrade													
Galkacyo													
Maximum													
1984	31	29	29	30	35	35	29	29	30	31	33	31	32
1985	-	-	-	-	-	-	-	-	-	-	-	-	-
1986	35	34	34	36	37	35	34	32	35	36	35	38	37
1987	36	37	34	38	38	36	36	35	35	-	35	35	36
1988	36	35	35	37	37	36	35	34	35	35	36	36	-
Minimum													
1984	22	18	19	20	24	23	24	24	24	21	21	20	21
1985	-	-	-	-	-	-	-	-	-	-	-	-	-
1986	22	18	20	22	24	24	23	23	23	22	22	21	22
1987	23	23	23	21	23	25	23	23	22	-	-	-	-
1988	19	21	21	22	21	21	19	17	17	20	17	18	-
Burco													
Maximum													
1984	32	28	33	33	35	33	30	33	33	32	32	30	33
1985	34	32	35	35	34	33	33	33	34	35	34	30	31
1986	-	-	-	-	-	-	-	-	-	-	-	-	-
1987	-	-	-	-	-	-	-	-	-	-	-	-	-
1988	-	-	-	-	-	-	-	-	-	-	-	-	-
Minimum													
1984	15	14	10	15	12	16	16	18	16	16	14	13	14
1985	16	16	16	16	16	16	15	16	16	16	16	16	16
1986	-	-	-	-	-	-	-	-	-	-	-	-	-
1987	-	-	-	-	-	-	-	-	-	-	-	-	-
1988	-	-	-	-	-	-	-	-	-	-	-	-	-
Baydhabo													
Maximum													
1984	31	33	35	36	35	32	28	27	28	27	32	32	32
1985	-	-	-	-	-	-	-	-	-	-	-	-	-
1986	32	-	-	-	-	-	-	-	-	32	33	32	-
1987	33	31	35	37	36	31	30	30	33	33	33	31	34
1988	33	35	36	36	33	32	30	29	31	33	34	32	33
Minimum													
1984	20	20	19	20	22	21	19	18	19	29	21	21	22
1985	-	-	-	-	-	-	-	-	-	-	-	-	-
1986	20	-	-	-	-	-	-	-	-	20	20	20	-
1987	20	17	19	21	22	22	21	20	19	20	22	21	20
1988	20	21	21	22	22	21	19	17	18	18	19	20	22

SOURCE : METEOROLOGICAL SERVICE, MINISTRY OF AGRICULTURE
XIGASHO : SAADAASHA HAWADA EE WASAARADDA BEERAHA

SECTION 1 METEOROLOGY RAINFALL - ROOBAB
 QAYBTA 1 SADAASHA HAWADA

TABLE/SHAXDA 1.2 MONTHLY RECORD OF RAINFALL IN MM BY STATION AND
 MONTH 1984-1988
 SALDHIGYADII INTAY MM ROOB HELEEN IYO BILIHII,
 1984 - 1988

Station & Year	Total	Jan Jan	Feb Feb	Mar Mar	Apr Abr	May Maj	Jun Jun	Jly Lul	Aug Ogs	Sep Set	Oct Ott	Nov Nof	Dec Dis
Saldhig Dhammaan													
Millimetres													
Mogadisho													
1984	358	-	-	-	33	84	208	4	-	-	7	12	10
1985	132	-	-	-	15	35	-	35	47	-	-	-	-
1986	246	-	-	-	111	56	46	17	4	-	1	11	-
1987	461	-	-	-	47	222	120	14	35	14	9	-	-
1988	555	-	-	-	155	47	214	53	10	22	19	35	-
Hargeysa													
1984	147	-	-	-	-	71	23	-	1	43	-	9	-
1985	447	-	26	25	116	154	43	27	41	-	15	-	-
1986	189	-	-	6	103	71	9	-	-	-	-	-	-
1987	-	-	-	-	-	-	-	-	-	-	-	-	-
1988	-	-	-	-	-	-	-	-	-	-	-	-	-
Kismaayo													
1984	367	-	-	-	-	9	216	87	-	3	-	52	-
1985	86	-	-	-	12	6	23	-	41	4	-	-	-
1986	312	-	-	-	4	-	255	45	8	-	-	-	-
1987	-	-	-	-	-	-	-	-	-	-	-	-	-
1988	-	-	-	-	-	-	-	-	-	-	-	-	-
B/weyne													
1984	349	-	-	-	44	224	-	-	34	35	9	-	3
1985	-	-	-	-	-	-	-	-	-	-	-	-	-
1986	182	-	-	-	84	33	31	-	-	-	-	34	-
1987	633	-	-	-	20	415	-	-	-	10	160	23	5
1988	162	-	6	-	55	16	-	2	-	6	72	5	-
Galkacyo													
1984	38	-	-	-	-	-	-	-	-	31	7	-	-
1985	-	-	-	-	-	-	-	-	-	-	-	-	-
1986	161	-	-	-	95	66	-	-	-	-	-	-	-
1987	123	-	-	-	-	88	-	-	-	-	35	-	-
1988	234	-	-	-	125	51	-	-	-	56	2	-	-
Burco													
1984	40	-	-	-	33	-	-	-	-	7	-	-	-
1985	-	-	-	-	-	-	-	-	-	-	-	-	-
1986	-	-	-	-	-	-	-	-	-	-	-	-	-
1987	-	-	-	-	-	-	-	-	-	-	-	-	-
1988	-	-	-	-	-	-	-	-	-	-	-	-	-
Baidoa													
1984	216	-	-	-	-	-	24	15	-	-	137	40	-
1985	-	-	-	-	-	-	-	-	-	-	-	-	-
1986	401	-	-	4	146	118	33	17	-	22	31	30	-
1987	446	-	-	-	43	161	20	3	22	27	83	87	-
1988	612	-	-	11	428	5	64	14	27	2	38	7	16

SOURCE : METEOROLOGICAL SERVICE, MINISTRY OF AGRICULTURE
 XIGASHO: SAADAASHA HAWADA, WASAARADDA BEERAHA

SECTION 1 METEROLOGY RELATIVE HUMIDITY - SUYUCA HAWADA
QAYBTA 1 SAADASHA HAWADA

TABLE/SHAXDA 1.3 AVERAGE MONTHLY LEVEL OF RELATIVE HUMIDITY (%)
BY STATION AND MONTH 1984-1988
TIRADHEXAADKA SUYUCA HAWADA SALDHIGYADA (%)
IYO BILIHII 1984-1988

Station & Year Saldhig & sanoo-yin	Annual Average T/xaadka sano	Jan Jan	Feb Feb	Mar Mar	Apr Abr	May Maj	Jun Jun	Jly Lul	Aug Ogs	Sep Set	Oct Ott	Nov Nof	Dec Dis
		Percentage											
Mogadisho													
1984	70	56	72	69	56	74	77	67	73	75	74	71	71
1985	61	62	71	65	70	56	60	61	52	55	50	63	65
1986	75	71	71	73	73	80	75	76	78	78	75	73	74
1987	78	72	78	74	71	79	78	79	81	82	83	77	-
1988	79	80	84	76	81	77	77	79	80	80	80	76	75
Hargeysa													
1984	59	60	63	52	69	53	59	62	55	59	60	60	55
1985	60	72	65	66	61	59	55	47	50	53	61	62	65
1986	60	63	60	61	70	55	52	-	-	-	-	-	-
1987	-	-	-	-	-	-	-	-	-	-	-	-	-
1988	-	-	-	-	-	-	-	-	-	-	-	-	-
Kismaayo													
1984	69	64	67	67	70	73	74	75	74	72	56	69	68
1985	75	74	72	73	73	77	79	78	80	72	81	73	70
1986	72	-	75	70	71	-	73	72	72	74	70	70	74
1987	-	-	-	-	-	-	-	-	-	-	-	-	-
1988	-	-	-	-	-	-	-	-	-	-	-	-	-
B/weyne													
1984	55	60	53	78	57	53	53	53	50	50	50	52	50
1985	-	-	-	-	-	-	-	-	-	-	-	-	-
1986	61	61	59	59	60	60	62	63	58	61	65	63	64
1987	56	46	53	45	47	73	61	53	51	58	63	68	55
1988	56	57	49	56	62	60	57	55	54	52	58	52	-
Galkacyo													
1984	62	65	63	63	63	61	60	63	57	64	63	62	63
1985	-	-	-	-	-	-	-	-	-	-	-	-	-
1986	65	67	68	74	71	73	78	74	57	54	57	52	49
1987	-	-	-	-	-	-	-	-	-	-	-	-	-
1988	50	52	54	49	53	50	47	48	45	53	53	47	-
Burco													
1984	62	65	63	63	63	61	60	63	57	64	63	62	63
1985	61	60	62	55	71	70	54	49	63	55	61	59	74
1986	-	-	-	-	-	-	-	-	-	-	-	-	-
1987	-	-	-	-	-	-	-	-	-	-	-	-	-
1988	-	-	-	-	-	-	-	-	-	-	-	-	-
Baidoa													
1984	67	66	58	60	61	60	74	78	74	73	66	69	60
1985	-	-	-	-	-	-	-	-	-	-	-	-	-
1986	59	-	-	-	-	-	-	-	-	57	60	60	-
1987	-	-	-	-	-	-	-	-	-	-	-	-	-
1988	-	-	-	-	-	-	-	-	-	-	-	-	-

SOURCE : METEOROLOGICAL SERVICE, MINISTRY OF AGRICULTURE
XIGASHO: SAADAASHA HAWADA, WASAARADDA BEERAHA

SECTION 1
QAYBTA 1

METEROLOGY
SADAASHA HAWADA

TEMPERATURE - TAMBEEREJARKA

TABLE/SHAXDA 1.4 ABSOLUTE MAXIMUM & MINIMUM TEMPERATURE
Cont./Raacsan BY STATION AND MONTH 1984-1988
HEERKULKA SARE IYO KAN HOOSE OO U KALA
BAXSAN SALDHIGYADA IYO BILIHII, 1984-1988

Station & Year	Annual Average	Jan Jan	Feb Feb	Mar Mar	Apr Abr	May Maj	Jun Jun	Jly Jul	Aug Ogs	Sep Set	Oct Ott	Nov Nof	Dec Dis
Saldhig & Sanoo-yin B/weyne	Tirad-dhexaad sano	Degrees Centigrade											
Minimum													
1984	-	-	-	-	-	-	-	-	-	-	-	-	-
1985	-	-	-	-	-	-	-	-	-	-	-	-	-
1986	23	22	23	25	25	23	22	21	21	23	24	24	23
1987	23	23	-	23	24	-	22	22	21	22	-	-	24
1988	-	-	-	-	-	-	-	-	-	-	-	-	-
Galkacyo													
Maximum													
1984	-	-	-	-	-	-	-	-	-	-	-	-	-
1985	-	-	-	-	-	-	-	-	-	-	-	-	-
1986	-	-	-	-	-	-	-	-	-	-	-	-	-
1987	-	-	-	-	-	-	-	-	-	-	-	-	-
1988	-	-	-	-	-	-	-	-	-	-	-	-	-
Minimum													
1984	-	-	-	-	-	-	-	-	-	-	-	-	-
1985	-	-	-	-	-	-	-	-	-	-	-	-	-
1986	-	-	-	-	-	-	-	-	-	-	-	-	-
1987	-	-	-	-	-	-	-	-	-	-	-	-	-
1988	-	-	-	-	-	-	-	-	-	-	-	-	-
Baydhabo													
Maximum													
1984	-	-	-	-	-	-	-	-	-	-	-	-	-
1985	-	-	-	-	-	-	-	-	-	-	-	-	-
1986	35	35	37	36	35	39	32	32	32	34	33	35	35
1987	34	36	-	-	35	-	33	34	32	-	33	35	-
1988	-	-	-	-	-	-	-	-	-	-	-	-	-
Minimum													
1984	-	-	-	-	-	-	-	-	-	-	-	-	-
1985	-	-	-	-	-	-	-	-	-	-	-	-	-
1986	19	18	18	20	20	20	19	20	19	19	19	20	21
1987	19	18	-	-	20	-	19	19	19	-	20	20	-
1988	-	-	-	-	-	-	-	-	-	-	-	-	-
Burco													
Maximum													
1984	-	-	-	-	-	-	-	-	-	-	-	-	-
1985	36	30	33	37	37	37	37	37	39	38	37	37	37
1986	-	-	-	-	-	-	-	-	-	-	-	-	-
1987	-	-	-	-	-	-	-	-	-	-	-	-	-
1988	-	-	-	-	-	-	-	-	-	-	-	-	-
Minimum													
1984	-	-	-	-	-	-	-	-	-	-	-	-	-
1985	14	14	14	14	14	14	15	15	14	14	14	14	14
1986	-	-	-	-	-	-	-	-	-	-	-	-	-
1987	-	-	-	-	-	-	-	-	-	-	-	-	-
1988	-	-	-	-	-	-	-	-	-	-	-	-	-

SOURCE : METEOROLOGICAL SERVICE, MINISTRY OF AGRICULTURE
XIGASHO : QAYBTA SAADAASHA HAWADA, WASAARADDA BEERAHA

SECTION 2 POPULATION
QAYBTA 2 DADKA

TABLE/SHAXDA 2.1 PERCENT DISTRIBUTION OF THE POPULATION
BY FIVE YEAR AGE GROUP SECTOR, 1980
BOQOLKIIBA (%) DADKA OO U KALA BAXSAN INTA
DA'DOODA TAHAY 5 SANO & KA KOR, 1980

Age/ Group	Somalia	Mogadishu	Other Urban	Rural	Nomadic
0 - 4	15.5	14.3	15.3	16.4	15.6
5 - 9	15.5	13.4	15.5	16.0	16.8
10 - 14	14.6	13.5	15.7	13.6	15.6
15 - 19	12.3	13.8	13.6	10.8	11.3
20 - 24	8.2	11.3	7.8	7.0	7.6
25 - 29	5.8	8.2	5.0	5.6	4.9
30 - 34	6.0	6.4	5.0	6.6	5.9
35 - 39	4.0	4.3	4.0	3.9	3.8
40 - 44	5.3	4.3	5.3	5.7	5.7
45 - 49	2.3	2.1	2.4	2.3	2.4
50 - 54	3.8	3.1	3.8	4.2	4.0
55 - 59	1.3	1.0	1.3	1.5	1.2
60 +	5.4	4.3	5.3	6.4	5.2
TOTAL\DHAMMAAN	100.0	100.0	100.0	100.0	100.0

SOURCE : NATIONAL POPULATION SURVEY, 1980/81
MINISTRY OF NATIONAL PLANNING/CSD

SECTION 2 POPULATION
QAYBTA 2 DADKA

TABLE/SHAXDA 2.2 PERCENTAGE OF AGE AND SEX DISTRIBUTION OF THE
TOTAL POPULATION, 1980
BOQOLKIIBA (%) DHAMMAAN DADKA OO U KALA BAXSAN
DA'DOODA & XAALADDA GUURKA 1980

Age/ Group	M A L E	F E M A L E	T O T A L
0 - 4	8.1	7.4	15.5
5 - 9	8.0	7.4	15.4
10 - 14	7.8	6.8	14.6
15 - 19	6.1	6.2	12.3
20 - 24	4.2	4.0	8.2
25 - 29	2.6	3.2	5.8
30 - 34	2.8	3.2	6.0
35 - 39	1.8	2.2	4.0
40 - 44	2.7	1.0	3.7
45 - 49	1.3	2.6	3.9
50 - 54	2.2	1.6	3.8
55 - 59	0.8	0.5	1.3
60 +	2.9	2.6	5.5
TOTAL\DHAMMAAN	51.3	48.7	100.0

SOURCE : NATIONAL POPULATION SURVEY, 1980\81
MINISTRY OF NATIONAL PLANNING/CSD

SECTION 2 POPULATION
QAYBTA 2 DADKA

TABLE/SHAXDA 2.3 PERCENT DISTRIBUTION OF MALES BY AGE
GROUP AND MARITAL STATUS, 1980
BOQOLKIIBA (%) LAB OO U KALA BAXSAN
DA'DOODA & XAALADA GUURKA, 1980

SEX	M	A	L	E	
Age/ Group	Never Married	Married	Widowed	Div/ Sep.	Total Dhammaan
15 - 19	98.0	2.0	0.0	0.0	100.0
20 - 24	76.0	23.0	0.0	1.0	100.0
25 - 29	39.0	58.0	1.0	2.0	100.0
30 - 34	13.0	82.0	2.0	3.0	100.0
35 - 39	6.0	88.0	3.0	3.0	100.0
40 - 44	3.0	93.0	2.0	2.0	100.0
45 - 49	2.0	92.0	3.0	2.0	100.0
50 - 54	1.0	93.0	3.0	3.0	100.0
55 - 59	1.0	91.0	4.0	3.0	100.0
60 +	2.0	86.0	6.0	6.0	100.0

TABLE/SHAXDA 2.4 PERCENT DISTRIBUTION OF FEMALES BY AGE
GROUP AND MARITAL STATUS, 1980
BOQOLKIIBA (%) DHEDDIG OO U KALA BAXSAN
DA'DOODA & XAALADA GUURKA, 1980

SEX	F	E	M	A	L	E
Age/ Group	Never Married	Married	Widowed	Div/ Sep.	Total Dhammaan	
15 - 19	73.0	25.0	1.0	1.0	100.0	
20 - 24	24.0	69.0	3.0	4.0	100.0	
25 - 29	6.0	87.0	3.0	4.0	100.0	
30 - 34	2.0	89.0	4.0	5.0	100.0	
35 - 39	1.0	89.0	4.0	6.0	100.0	
40 - 44	1.0	83.0	8.0	8.0	100.0	
45 - 49	1.0	79.0	8.0	12.0	100.0	
50 - 54	1.0	66.0	16.0	17.0	100.0	
55 - 59	3.0	65.0	20.0	12.0	100.0	
60 +	1.0	28.0	34.0	37.0	100.0	

SOURCE : NATIONAL POPULATION SURVEY, 1980\81
MINISTRY OF NATIONAL PLANNING/CSD

SECTION 3 EDUCATION
QAYBTA 3 WAXBARASHADA
TABLE/SHAXDA 3.1

PUBLIC EDUCATION 1987-88
STUDENTS BY SEX AND LEVEL OF EDUCATION
AND TEACHERS BY LEVEL OF EDUCATION

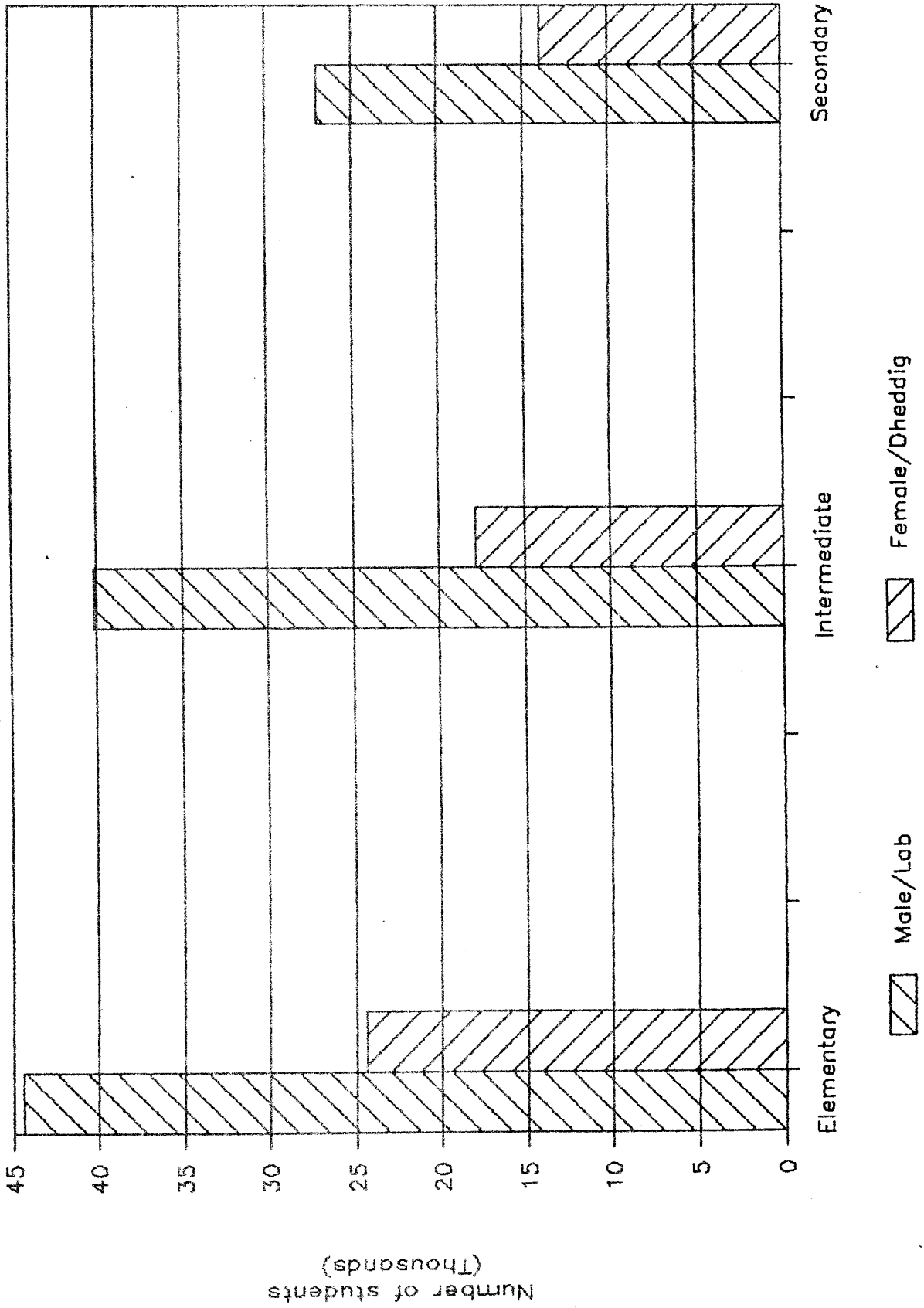
WAXBARASHADA (DUGSIYADA DOWLADDA) EE 1987-88
ARDAYDA OO U KALA BAXSAN LAB/DHEDDIG, HEERKA
WAXBARASHADA IYO BARAYAASHA OO U KALA BAXSAN
HEERKA TACLIINTA

LEVEL OF EDUCATION HEERKA WAXBARASHADA (1)	PUBLIC/WAXBARASHADA LOO SIMAN YAHAY STUDENTS - ARDAYDA			TEACHERS MACALLI- MIIN (5)
	MALE/ LAB (2)	FEMALE/ DHEDDIG (3)	TOTAL/ DHAMMAAN (4)	
Elementary/ D/Hose	44,412	24,435	68,847	2,619
Intermediate/ D/Dhexe	40,168	17,891	58,059	3,002
Secondary/ D/Sare	27,027	14,006	41,033	2,252
Total/ Dhammaan	111,607	56,332	167,939	7,873

SOURCE : MINISTRY OF EDUCATION
XIGASHO: WASAARADDA WAXBARASHADA
& BARBAARINTA

Fig. 1: Public Education 1987/88

Students by sex and level of education



EDUCATION BY LEVEL, 1987 - 1988
 HEERKA WARSABASHADA, 1987 - 1988

Level of Education/ Heerka Warsabashada	Schools/ Dugsiyadaha	Classes/ Fasallo	TEACHERS				M A C A L I M I N T A				Total Chambeen	CLASSROOMS/ ODOLKA				
			Enrollment/ Projeedo ispartay	Permanent/ Joogto	National Serv. Shaqo Daran	Expatriate/ Ajnabi	Part-time/ W/dhimar	Female MF	Female MF	Female MF			Female MF			
(1)	(2)	(3)	(4) (5)	(6) (7) (8)	(9) (10)	(11) (12)	(13) (14)	(15)	(16)	(17)						
Pre-elementary Xarxaarada Carruurta	—	—	—	—	—	—	—	—	—	—	—	—				
Elementary Schools/ Dugsiyada Hoose	313	2,261	68,847	24,435	2,201	1,182	418	112	—	—	2,619	1,294	1,565	307		
Intermediate Schools/ Dugsiyada Dhexe	271	1,908	58,059	17,691	1,750	501	1,105	993	147	—	3,002	1,094	1,422	312		
Secondary Schools/ Dugsiyada Sare	82	819	36,497	12,966	1,105	190	—	—	131	—	586	50	1,822	240		
a) General/qaam	21	128	4,225	891	211	19	—	—	—	—	196	5	407	24		
b) Technical/Vocation/ Farsamo Mihiadaha	—	—	—	—	—	—	—	—	—	—	—	—	—	—		
c) TTD-Tababaraka	—	—	—	—	—	—	—	—	—	—	—	—	—	—		
d) Correspond School/ Aqoon Darsaalka	1	—	311	149	10	7	—	—	—	13	9	23	16	—		
Women Education/ Warsabashada Haweenka	68	257	6,077	6,077	296	296	58	58	—	—	354	354	225	30		
Adult Education/ Warsabashada Danka Kaaqayn	—	372	9,855	4,636	(*)	(*)	(*)	(*)	(*)	(*)	(*)	(*)	(*)	(*)		
Grand Total Wadar Guud	756	5,745	189,911	67,045	5,573	2,195	1,581	763	278	0	795	64	8,227	3,022	4,044	651

(*) : Waxay la wadaagan dugsiyada H/Dhexe. They share with primary schools.

SOURCE : MINISTRY OF EDUCATION
 XIIGEDHO : WARSABASHADA IYO BARSBARINTA

SECTION 3 EDUCATION/
QAYBTA 3 MAXBARASHADA
TABLE/SHAYDA 3.3

ELEMENTARY EDUCATION BY REGIONS, 1987 - 1988
NO. OF SCHOOLS, CLASSES, ENROLLMENT, TEACHERS & CLASSROOMS
MAXBARASHADA DUGSIYADA HOOSE EE GOBOLLADA, 1987-1988
TIRADA DUGSIYADA, FASALLADA, ARDAYDA ISOORTAY, MACALLIMIINTA IYO DOLALKA

REGIONS/ GOBOLLADA	Schools Dugsiyada	Classes Fasallo	Enrolment/ Ardayda isqortay				Permanent/ Joogto				TEACHERS/MACALLIMIINTA National Serv.				CLASSROOMS/ DOLALKA	
			M/F LDH	Female Dheddig	M/F LDH	Female Dheddig	M/F LDH	Female Dheddig	M/F LDH	Female Dheddig	Total/ Dhammaan	M/F LDH	Female Dheddig	Occupied Unocc. L/dhigtol/dhigan	(14)	(15)
(1)	(2)	(3)	(4)	(5)	(6)	(7)	(8)	(9)	(10)	(11)	(12)	(13)	(14)	(15)		
1. Awdal	14	73	1,668	459	27	1	34	17	61	18	73	9				
2. North West Maqooyi Galbeed	23	222	8,638	2,668	135	24	146	11	281	35	140	16				
3. Togdher/Togdheer	14	62	1,943	717	42	13	54	29	96	42	41	6				
4. Sanag/Sanaag	14	69	1,010	300	37	5	19	5	56	10	43	9				
5. Bari	15	77	1,380	442	45	19	23	2	68	21	56	9				
6. Sol/Sool	6	37	686	219	12	6	15	1	27	7	25	3				
7. Mugal/Mugaal	7	36	894	302	24	5	22	9	46	14	29	9				
8. Mudug	9	45	883	354	28	23	12	5	40	28	38	16				
9. Galgaduud/Galgaduud	9	34	1,269	541	37	23	1	--	38	23	26	21				
10. Hirson/Hirson	16	86	1,733	451	137	52	5	2	142	54	75	22				
11. Middle Shabelle/Sh. Dhexe	25	147	3,353	1,197	100	49	5	--	105	49	83	35				
12. Banaadir/Banaadir	26	485	20,450	9,473	767	622	--	--	767	622	337	42				
13. Lower Shabelle/Sh. Hoose	52	400	12,386	3,684	391	124	27	19	358	143	238	31				
14. Bay	24	140	4,149	1,271	156	80	--	--	156	80	106	16				
15. Bakool/Bakool	9	46	344	285	58	38	--	--	58	38	31	8				
16. Gedo	8	39	998	278	30	23	30	9	60	32	39	17				
17. Middle Juba/J. Dhexe	21	112	2,514	709	66	13	23	3	89	16	78	7				
18. Lower Juba/J. Hoose	21	151	3,949	1,085	169	62	2	--	171	62	127	37				
TOTAL/DHAMMAN	313	2,261	68,847	24,435	2,201	1,182	418	112	2,619	1,294	1,585	307				

SOURCE : MINISTRY OF EDUCATION
XIGASHO: MAXBARASHADA IYO BARBARINTA

SECTION 3 EDUCATION/
 QAMBA 3 WAKBANGTOR
 TABLE/SHWA 3.4

INTERMEDIATE EDUCATION BY REGION, 1967 - 1968
 NO. OF SCHOOLS, CLASSES, ENROLMENT, TEACHERS AND CLASSROOMS
 WAKBANGTOR DUSAWAR DHEWE EE GEBULOR, 1967-1968
 TIROR DUSAWAR, PHEALLOR, REARACH ISORATY & MADULLIMINTA IYO OLALUA

REGIONS/GEBULOR	School Duspiy ads	Class Fasal	Enrolment R-dajya isqurday		TEACHERS				M A C R A L L I M I N T A				CLASSROOMS	
			MF LDH	Female Dheddig	Permanent/ Jooqto	Female Dheddi	National Ser Shapp Daran	MF LDH	Female Dheddig	Expat./Ajnab	Total/Dhamaa	Occupied Unocc. Lagu Lagu dhigbo dhigan	(14) (15)	
(1)	(2)	(3)	(4)	(5)	(6)	(7)	(8)	(9)	(10)	(11)	(12)	(13)	(14)	(15)
1. Pwidal	12	56	1161	268	4	—	41	3	—	—	45	9	56	4
2. North West/ Wapoyji Galbeed	20	167	6,484	1,780	81	6	126	8	—	—	207	14	92	22
3. Togther/Togtheer	19	58	1,811	474	43	6	55	24	13	—	111	30	46	11
4. Sanag/Sanaag	9	47	669	167	13	—	35	8	—	—	48	8	31	11
5. Bari	13	68	1,030	254	39	10	45	2	4	—	87	12	53	9
6. Sol/Sool	5	16	297	90	10	2	10	1	—	—	20	3	13	5
7. Nugal/Nugaal	6	21	351	116	8	2	24	8	—	—	32	10	14	10
8. Mudug	7	30	487	182	9	4	37	14	—	—	46	18	28	13
9. Galgaduud/Galgaduud	8	24	622	291	34	16	8	2	—	—	42	18	26	23
10. Hirar/Hiraan	16	70	1,702	405	198	43	5	1	36	—	239	44	62	25
11. Mid.Sh/Sh.Dhewe	20	116	2,151	682	84	31	48	4	6	—	138	35	88	30
12. Banadir/Banaadir	26	572	26,879	9,408	597	263	412	404	58	—	1,057	657	445	56
13. L.Shabel/Sh.Hoose	46	276	6,536	1,649	260	35	81	66	16	—	367	101	198	29
14. Bay	18	102	2,518	776	137	32	12	—	6	—	156	32	73	9
15. Bakool/Bakool	5	31	517	188	41	14	17	—	—	—	58	22	19	3
16. Gedo	7	29	649	170	23	4	19	2	—	—	42	6	16	12
17. M.Guiba/J.Dhewe	18	77	1,143	268	29	1	64	7	—	—	98	8	59	8
18. L.Guiba/J.Hoose	22	148	3,062	817	141	42	66	31	8	—	215	73	123	42
Total/Dhamaan	271	1,908	88,069	17,991	1,750	501	1,105	538	147	—	3,002	1,094	1,422	312

SOURCE : MINISTRY OF EDUCATION
 WAKBANGTOR DUSAWAR DHEWE EE GEBULOR, 1967-1968

SECTION 3 EDUCATION EDUCATION BY LEVEL, 1967 - 1968
 CEMARA 3 WANGKONGHUA NO. OF SCHOOLS, CLASSES, ENROLLMENT AND TEACHERS
 HEENAR WANGKONGHUA 1967 - 1968
 TIRFOR OUSSTYFOR, FEFULFOR, ADOMTA ISOLYHIA, IYO MUDALLIMINTA

Level of Education Heerka Mawbarashada	SCHOOLS NUMBER OF STUDENTS AND CLASSES										TIRFOR		HEENAR		IYO FEFULFOR		TEACHERS MUDALLIMINTA	
	Grade I - Saifka I		Grade II - Saifka II		Grade III - Saifka III		Grade IV - Saifka IV		Total		Female		Male		Female		Male	
(2)	(3)	(4)	(5)	(6)	(7)	(8)	(9)	(10)	(11)	(12)	(13)	(14)	(15)	(16)	(17)	(18)	(19)	
Pre-elementary/ Xamanada	---	---	---	---	---	---	---	---	---	---	---	---	---	---	---	---	---	---
Elementary/Al-Hoose	313	708	24,162	9,415	548	16,332	5,832	506	15,101	474	13,202	4,714	2,261	68,847	24,455	2,619	1,294	
Intermediate/Al-Tharee	271	496	14,305	5,009	474	13,459	2,991	475	13,474	463	16,947	5,913	1,908	58,059	17,691	3,002	1,094	
Secondary/D. Saare	82	186	9,719	2,754	252	11,706	4,264	194	7,835	177	8,177	3,110	819	36,497	12,956	1,822	240	
a) General/Coam	21	36	1,048	219	39	1,276	299	40	1,277	16	624	147	128	4,225	691	407	24	
b) Technical/Vocational Farzano Mithrasdaha	---	---	---	---	---	---	---	---	---	---	---	---	---	---	---	---	---	---
c) TTC-Tababarba Mucalliminta	---	---	---	---	---	---	---	---	---	---	---	---	---	---	---	---	---	---
d) Correspondence Appondaanasi	1	---	29	15	---	39	2	63	40	---	186	92	---	311	149	23	16	
Women Education Caritna/K.N. Qayiska	68	84	2,427	2,427	70	1,992	1,592	57	1,151	46	907	907	257	6,077	6,077	354	354	
Adult Education Mawbarashada Darda Waqeyn	---	174	4,998	2,427	126	3,423	1,633	72	1,469	---	---	---	372	9,835	4,636	(*)	(*)	
Grand Total Mawarta Guud	756	1,676	55,683	21,266	1,519	47,630	16,107	1,374	40,430	1,176	39,940	14,833	5,745	189,911	67,045	9,227	3,022	

* Share schools & teachers with Elementary/Intermediate
 Mawbarashada dugsiyada iyo mawalliminta koma IYOHEE

SECTION 3 EDUCATION
QAYBTA 3 WAXBARASHADA
TABLE/SHAXDA 3.7

HIGHER EDUCATION - 1986/87 - 1987/88
YEARLY DISTRIBUTION OF UNIVERSITY STUDENTS
BY SEX, 1986/87 - 1987/88

TACLIINTA SARE - 1986/87 - 1987/88
XOG SANNAADEEDKA ARDAYDA JAAMACADDA OO U KALA
SAXSAN LAB & DHEDDIG, 1986/87 - 1987/88

FACULTY/ KULLIYADA	1986/1987		1987/1988	
	Male Lab (2)	Female Dheddig (3)	Male Lab (4)	Female Dheddig (5)
(1)				
1. Education/Lafoole	654	251	241	105
2. Journalism & Political Science Saxaafadda & Kull. Culuunta Siyaasadda	161	74	124	39
3. Medicine/Caafimaadka	65	18	97	32
4. Law/Sharciga	90	50	168	56
5. Agriculture/Beeraha	76	11	73	17
6. Languages/Luuqadaha	47	93	69	102
7. Engineering/I/neeriyada	73	--	87	2
8. Veterinery Science/Caf/X.	59	19	60	17
9. Chemistry Industry & Geology/Kimikada & Jolojiyada	150	29	163	42
11. Economics/Dhaqaalaha	116	62	173	86
12. Islamic/Diinta Islaamka	67	25	72	18
13. Teachers Tech.College/Kul. Farsamada Macallimiinta	134	17	149	42
14. Political Science/Kuliyad- da Culuunta Siyaasadda				
TOTAL/DHAMMAAN	1,692	649	1,476	558

SOURCE : SOMALI NATIONAL UNIVERSITY
XIGASHO: JAAMACADDA UMMADDA SOOMAALIYEED

SECTION 3 EDUCATION
QAYBTA 3 WAXBARASHADA
TABLE/SHAXDA 3.8

HIGHER EDUCATION - 1986/87 - 1987/88
YEARLY GRADUATES BY FACULTY 1986/87 - 1987/88

TACLIINTA SARE - 1986/87 - 1987/88
ARDAYDA KA QALIN JEBISAY OO U KALA BAXSAN
KULLIYADAHAA SANNADADII, 1986/87 - 1987/88

FACULTY/ KULLIYADA (1)	1986/1987		1987/1988	
	Male Lab (2)	Female Dheddig (3)	Male Lab (4)	Female Dheddig (5)
1. Education/Lafoole	5	2	180	40
2. Journalism & Political Science/Saxaafadda & Kull.Caluunta Siyaasadda	116	15	23	8
3. Medicine/Caafimaadka	34	7	2	1
4. Law/Sharciga	38	9	26	5
5. Agriculture/Beeraha	39	4	39	5
6. Languages/Luuqadaha	28	29	33	31
7. Engineering/I/neeriyada	26	--	5	1
8. Veterinery Science/Caf/X.	29	6	30	7
9. Chemistry Industry & Geology Kimikada & Jolojiyada	35	4	21	2
11. Economics/Dhaqaalaha	25	11	37	13
12. Islamic/Diinta Islaamka	--	--	40	11
13. Teachers Tech.College/Kul. Farsamada Macallimiinta	62	5	67	8
14. Political Science/Kuliyad- da Culuunta Siyaasadda	--	--	--	--
TOTAL/DHAMMAAN	437	92	503	132

SOURCE : SOMALI NATIONAL UNIVERSITY
XIGASHO: JAAMACADDA UMMADDA SOOMAALIYEED

SECTION 4 FOREIGN TRADE
QAYBTA 4 GANACSIGA DIBEDDA
TABLE/SHAXDA 4.1

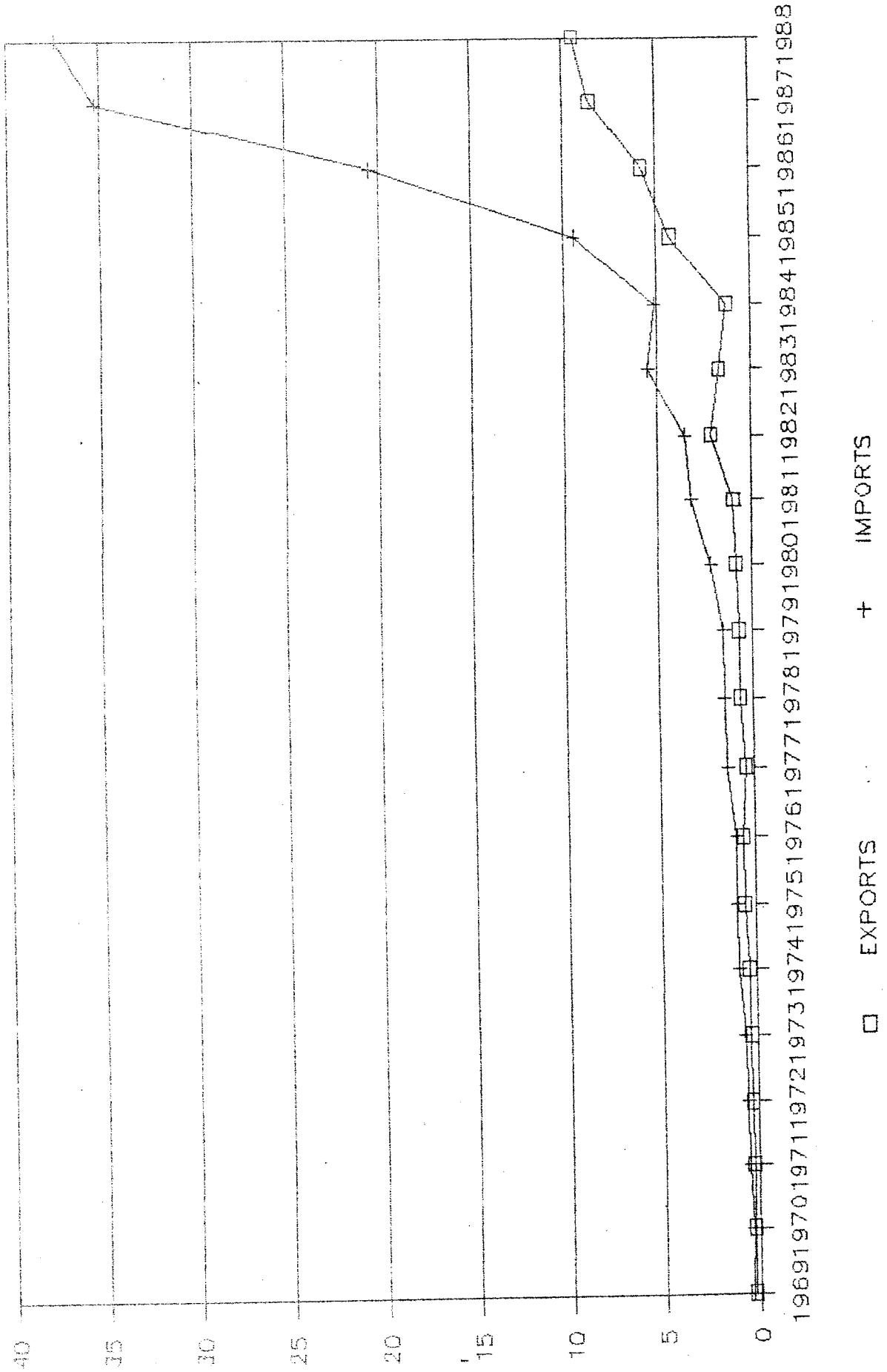
QUANTITY & VALUE OF EXPORTS & IMPORTS OF SOMALI DEMOCRATIC
REPUBLIC, 1969 - 1988
INTA & QIIMAHA ALAABTA LA DHOOFIYEEY & TAN LA SOO DEJIYAY EE
JAMHUURIYADDA DIMOOQRAADIGA SOOMAALIYA, 1969 - 1988

YEAR SANO- OYIN	EXPORTS - DHOOFINTA		IMPORTS - SOO DEJINTA	
	Quantity	Value	Quantity	Value
	Inta (M.Tons)	Qiimaha (000 So.Sh.)	Inta (M.Tons)	Qiimaha (1000 So.Sh.)
(1)	(2)	(3)	(4)	(5)
1969	209,399	231,910	248,607	369,798
1970	168,231	224,346	235,657	322,170
1971	183,053	246,441	367,203	447,563
1972	214,429	298,445	325,318	523,884
1973	196,295	340,419	294,703	637,822
1974	168,927	390,567	350,542	898,437
1975	158,771	557,605	447,556	973,738
1976	183,728	595,548	359,518	978,038
1977	400,529	396,498	421,377	1,432,786
1978	125,189	671,033	444,657	1,518,944
1979	116,515	703,872	189,231	1,545,782
1980	182,465	834,947	403,383	2,190,627
1981	126,658	959,987	430,119	3,221,715
1982	156,185	2,142,586	410,250	3,548,805
1983	86,638	1,717,071	310,561	5,509,159
1984	214,958	1,273,814	377,293	5,134,860
1985	121,613	4,294,736	376,754	9,436,706
1986	126,568	5,788,335	544,650	20,473,967
1987	152,343	8,592,440	692,474	35,291,612
1988	276,820	9,442,981	517,080	37,344,228

SOURCE : CENTRAL STATISTICAL DEPARTMENT
XIGASHO : WAAXDA DHEXE EE ISTAATISTIKADA

Fig. 2: Exports and Imports 1969-1988

Millions of Somali Shillings



SECTION 4 FOREIGN TRADE
QAYBTA GANACSIGA DIBEDDA
TABLE/SHAXDA 4.2

MONTHLY IMPORTS & EXPORTS BY QUANTITY & VALUE, 1988
INTA & QIIMIHII LA DIRAY & TAN LA SOO DEJIYAY EE BILIHII, 1988

MONTHS/ BILO	IMPORTS - SOO DEJINTA		EXPORTS - DHOOFINTA	
	Quantity Inta (M.Tons)	Value Qiimaha (000 So.Sh.)	Quantity Inta (M.Tons)	Value Qiimaha (000 So.Sh.)
(1)	(2)	(3)	(4)	(5)
January/Jannaayo	26,830	1,975,419	145,327	1,693,140
February/Febraayo	50,961	4,249,901	12,584	881,157
March/Maarso	33,617	2,500,699	5,138	321,231
April/Abriil	46,742	4,391,370	5,382	665,147
May/Maajo	20,275	1,555,055	3,415	199,322
June/Juun	32,969	2,126,761	1,895	654,021
July/Luulyo	24,606	1,545,600	8,009	1,142,208
August/Agoosto	76,268	3,869,507	1,436	587,631
September/Sebtembar	68,862	4,727,931	942	1,126,894
October/Oktoober	46,497	3,205,765	638	156,217
November/Nofember	61,045	3,618,726	65,071	775,414
December/Disember	28,407	3,577,494	26,984	1,240,600
TOTAL/DHAMMAAN	517,079	37,344,228	276,821	9,442,982

SOURCE : CENTRAL STATISTICAL DEPARTMENT
XIGASHO : WAAXDA DHEXE EE ISTAATISTIKADA

SECTION 4 FOREIGN TRADE
QAYBTA 4 GANACSIGA DIBEDDA
TABLE/SHAXDA 4.3

QUANTITY & VALUE OF IMPORTS & EXPORTS BY COUNTRY OF ORIGIN
AND DESTINATION, 1988
INTA & QIIMAHA ALAABTA LA SOO DEJIYAY & TAN LA DHOOFIYAY OO U KALA
BAXSAN DALALKA LOO DIRAY, 1988

Countries of Destination/ Dalalka loo Diray	IMPORTS - SOO DEJINTA		EXPORTS - DHOOFINTA	
	Quantity	Value	Quantity	Value
	Inta (M.Tons)	Qiimaha (000 So.Sh.)	Inta (M.Tons)	Qiimaha (000 So.Sh.)
(1)	(2)	(3)	(4)	(5)
Albania	6,403	131,840	0	0
Algeria	0	0	0	33
Antigua	0	64	0	0
Australia	1,779	42,116	1	221
Austria	237	30,667	0	30
Bahamas	0	12	0	0
Bangladesh	0	11	0	0
Belgium	62	56,969	20	28,738
Botswana	0	67	0	40
Bulgaria	0	103	0	0
Burundi	0	0	0	240
Canada	620	11,296	1	654
Srilanka	1	352	0	50
China	1,701	102,514	0	383
Czechoslovakia	0	24	0	0
Benin	0	1,700	0	0
Denmark	263	218,752	0	790
Ethiopia	1	477	0	20
Fiji	0	149	0	0
Finland	469	309,845	4	504
France	13,311	471,922	10	7,354
Djibouti	3,910	1,507,037	1,285	104,793
Germany, Dem. Rep. of	1	1,491	0	0
Germany Fed. Rep. of	62,251	5,265,643	125	957,046
Greece	15	2,022	0	0
Hard & Mc Donald Islands	0	209	0	0
Honduras	0	60	0	0
Hong Kong	68	21,325	37	98,413
Hungary	2,303	78,876	0	0
India	6,432	53,615	4	51,256
Indonesia	0	770	3846	450
Iran	0	0	1	401
Iraq	0	0	0	25
Italy	85,165	10,200,580	33,746	1,638,532
Evory Coust	1	758	0	0
Jamaica	0	28	0	0

SECTION 4 FOREIGN TRADE
QAYBTA 4 GANACSIGA DIBEDDA
TABLE/SHAXDA 4.3 Cont./Raacsan

QUANTITY & VALUE OF IMPORTS & EXPORTS BY COUNTRY OF ORIGIN
AND DESTINATION, 1988
INTA & QIIMAHA ALAABTA LA SOO DEJIYAY & TAN LA DHOOFIYAY OO U KALA
BAXSAN DALALKA LOO DIRAY, 1988

Countries of Destination/ Dalalka loo Diray	IMPORTS - SOO DEJINTA		EXPORTS - DHOOFINTA	
	Quantity	Value	Quantity	Value
	Inta (M.Tons)	Qiimaha (000 So.Sh.)	Inta (M.Tons)	Qiimaha (000 So.Sh.)
(1)	(2)	(3)	(4)	(5)
Japan	2147	318528	0	164
Jordon	0	0	0	127
Kenya	4,230	529,475	1,531	46,206
North Korea	7	2,270	6	1,000
South Korea	2,051	143,710	0	0
Kuwait	6	5,849	0	5
Laos	0	747	0	0
Lebanon	0	0	0	50
Liberia	0	50	0	70
Libyan Arabic Rep.	1	30	0	531
Madagascar	0	27	1	2,042
Malta	14	1,135	0	0
Martinique	2	2,012	0	0
Marocco	0	15	0	0
Oman	1	91	0	0
Netherlands	2,513	460,368	6	6,367
Netherland's Antilles	0	0	14	191,058
New Caledonia	0	812	0	0
New Zeland	59	1,250	0	0
Nigeria	0	0	4	305
Norway	0	368	0	69
Pakistan	2,435	108,015	2	7,228
Philippines	0	0	3	912
Qatar	23	3,972	94	9,673
Romania	2,809	57,835	1	94
Saudi Arabia	235,547	11,294,561	24,829	3,766,619
Singapore	11,914	546,240	15	9,034
Zimbabwe	0	0	29	30,411
Yemen, Democratic	1,024	32,898	2,538	336,951
Sudan	0	827	3	7,984
Surinam	0	0	0	10,172
Swaziland	0	0	1	1,306
Sweden	1	2,279	0	266
Switzerland	85	38,361	5	5,774
Syrian Arab Republic	0	242	10	110
Thailand	8,491	450,714	3	1,430
United Arab Emirates	37,461	1,553,209	516	74,275

SECTION 4 FOREIGN TRADE
 QAYBTA 4 GANACSIGA DIBEDDA
 TABLE/SHAXDA 4.3 Cont./Raacsan

QUANTITY & VALUE OF IMPORTS & EXPORTS BY COUNTRY OF ORIGIN
 AND DESTINATION, 1988
 INTA & QIIMAHA ALAABTA LA SOO DEJIYAY & TAN LA DHOOFIYAY OO U KALA
 BAXSAN DALALKA LOO DIRAY, 1988

Countries of Destination/ Dalalka loo Diray	IMPORTS - SOO DEJINTA		EXPORTS - DHOOFINTA	
	Quantity	Value	Quantity	Value
	Inta (M.Tons)	Qiimaha (000 So.Sh.)	Inta (M.Tons)	Qiimaha (000 So.Sh.)
(1)	(2)	(3)	(4)	(5)
Turkey	1,246	44664	0	30
Uganda	0	0	15	821,188
Soviet Union	4	2,959	1	1,176
Egypt	4	1,722	10	1,830
United Kingdom	3,635	1,145,849	16	21,114
United Rep. of Cameroon	28	3,361	4	3,296
United States of America	16,334	2,075,441	65,377	823,423
Venezuela	0	0	0	30
Vietman	0	28	0	0
Yemen	4	795	142,706	370,241
Yugoslavia	1	682	1	450
Zambia	1	891	0	0
Areas not elsewhere specifi	6	652	0	0
Not specified				
Total/Dhammaan	517,077	37,344,228	276,821	9,442,984

SOURCE : CENTRAL STATISTICAL DEPARTMENT
 XIGASHO : WAAKDA DHEXE EE ISTAATISTIKADA

SECTION 4 FOREIGN TRADE
QAYBTA 4 GANACSIGA DIBEDDA
TABLE/SHAXDA 4.4

SOMALIA'S IMPORTS & EXPORTS BY PRINCIPAL COMMODITIES, 1988
ALAABTA UGU MUHIIMSANEYD EE LA SOO DEJIYEEY & TAN LAGA DHOOFIYEEY
SOOMAALIYA, 1988

COMMODITIES/ ALAAB	IMPORTS/SOO DEJINTA		EXPORTS/DHOOFINTA	
	Quantity Inta (M.Tons)	Value Qiimaha (000 SoSh)	Quantity Inta (M.Tons)	Value Qiimaha (000 SoSh)
(1)	(2)	(3)	(4)	(5)
0 Food/Cuntada & xoolaha nool	116,533	5,370,513	271,797	5,852,11
00 Live animals chiefly for food/ Xoolaha nool ee cuntada loo isticmaalo	21	92	23,106	3,833,78
01 Meat & meat preparations/ Hilib & wixii laga sameeyey	73	3,615	19	10,10
02 Dairy products & birds eggs/ Waxyaalaha caanaha laga sameeyay iyo ukunta	3,123	445,450	100	3,63
03 Fish, crustaceans & molluscs & preparations thereof/ Kalluun iyo wixii laga sameeyey	22	987	69,447	948,98
04 Cereals & cereal preparations/ Xabuub iyo wixii laga sameeyey	80,862	3,569,876	0	
05 Vegetables & fruit/Khudradda	6,072	420,817	179,116	1,054,39
06 Sugar, sugar prep. & honey/ Sonkor iyo wixii laga sameeyey	24,906	718,800	1	19
07 Coffee, tea, cocoa, spices & manufactures thereof/Shaaha, qumbaha, xawaashka & wixii laga sameeyey	490	40,676	4	24
08 Feeding stuff for animals (not including unmilled cereals) Cuntada xoolaha (ayan ku jirin cuntada xabuubku)	0	0	3	69
09 Miscellaneous edible products & preparations/ Cuntada kala duwan	980	186,618	0	7
1 Beverages & tobacco/ Waxyaalaha la cabbo & buuriga	579	85,012	0	
11 Beverages/Waxyaalaha la cabbo	578	83,899	0	
12 Tobacco & tobacco manuf./ Buuri & wixii laga sameeyey	1	1112	0	
2 Crude materials, inedible except fuel/Alaabta ceeriin een la cunin aanay ku jirin waxaa la shito	7,594	541,987	4,009	1,057,98
21 Hides, skins and furskins, raw/ Hargo	0	3	1,744	708,43
22 Oil-seeds, oil nuts & kernets/ Abuurka iyo miraha salidda	60	81,656	0	1

SECTION 4 FOREIGN TRADE
QAYBTA GANACSIGA DIBEDDA
TABLE/SHAXDA 4.4 Cont./Raacsan

SOMALIA'S IMPORTS & EXPORTS BY PRINCIPAL COMMODITIES, 1988
ALAABTA UGU MUHIIMSANEYD EE LA SOO DEJIYEY & TAN LAGA DHOOFIYEY
SOOMAALIYA, 1988

COMMODITIES/ ALAAB	IMPORTS/SOO DEJINTA		EXPORTS/DHOOFINTA	
	Quantity Inta (M.Tons)	Value Qiimaha (000 SoSh)	Quantity Inta (M.Tons)	Value Qiimaha (000 SoSh)
(1)	(2)	(3)	(4)	(5)
23 Crude rubber, incl. synthetic & reclaimed/Rabbarka ceedhin uu ku jiro kaan asalka ahayn	42	20,702	0	
24 Wood, lumber & cork/Qoryaha alwaaxda iyo buushashka	5,755	240,521	53	5,39'
25 Pulp & waste paper/Dhuuxa dhirta & xaashiyaha duugga ah	231	9,570	0	
26 Textile fibre (not manuf.into yarn, thread or fabrics)/Wax-yaalaha dharka laga sameeyo ay ka mid yihiin suufka (cubbiga) xariirta iwm.	929	136,556	131	139,12
27 Crude fertilizers & crude minerals excl.coal, petroleum & precious stones/Waxyaalaha bacriimeeya & dhulka macdanta ceedhin aanay ku jirin duxusha batroolka dhagaxa qiimaha leh	560	40,432	1,502	29,43
28 Metaliferous ores & metals scrap/ Biro	1	41	0	
29 Animal & vegetab.crude materials, inedible, n.e.s/Alaabta ceedhin ee ka timaadda xoolaha & dhirta, oon meel kale lagu sheegin.	16	12,506	579	175,59
3 Mineral fuels, lubricants & related materials/waxaa la shito	221,745	9,596,942	0	32
33 Petroleum & petr.products/ Batroolka & wixii ku lug leh	221,703	9,593,832	0	1
34 Gas natural & manuf/Gaas(neef)	42	3,110	0	
4 Animal & vegetable oils & fats Dufanka xoolaha & dhirta	8,833	576,012		
41 Animal oils & fats/Dufanka xoolaha	33	928	0	
42 Vegetable oils & fats/Dufanka dhirta	8,800	575,077	0	
43 Animal & veget.oil & fats processed, & waxes of animal or veget.origin/Dufanka xoolaha & dhirta ka yimid ee laga shaqeeyay.	0	7	0	

SECTION 4 FOREIGN TRADE

QAYBTA 4 GANACSIGA DIBEDDA

TABLE/SHAXDA 4.4 Cont./Raacsan

SOMALIA'S IMPORTS & EXPORTS BY PRINCIPAL COMMODITIES, 1988

ALAABTA UGU MUHIIMSANEYD EE LA SOO DEJIYEEY & TAN LAGA DHOOFIYEEY

SOOMAALIYA, 1988

COMMODITIES/ ALAAB	IMPORTS/SOO DEJINTA		EXPORTS/DHOOFINTA	
	Quantity Inta (M.Tons)	Value Qiimaha (000 SoSh)	Quantity Inta (M.Tons)	Value Qiimaha (000 SoSh)
(1)	(2)	(3)	(4)	(5)
5 Chemicals/Waxyaalaha la isku daro ee wax laga sameeyey	61,922	2,081,510	15	822,22
51 Chemical elements & component/Waxyaalaha la isku daray waxay kala yihiin.	1,314	84,044	0	
52 Mineral tar & crude chemicals from coal, petroleum & natural gas/Waxyaalaha kale ee ka dhashay dhuxusha la qodo, batroolka & gaaska neefta ah	50,627	192,426	0	
53 Dyeing, tanning & colouring materials/Asal, sibaag, raji iwm.	1,651	259,692	0	
54 Medical & pharmace. products/Dawada & wixii ku lug leh	847	975,112	15	822,20
55 Essential oils & perfume materials, toilet polishing & cleansing preparations/Salidda timaha, cadarka sabuunta baalashka & waxa kale ee wax lagu nadiifiyo.	220	27,694	0	
56 Fertilizers, manufactured/Waxyaalaha dhulka bacrimeeya ee la sameeyey	3,606	174,864	0	
57 Explosive/Alaabta qaraxda	0	0	0	
58 Plastic materials regenerated cellulose, artificial resins/Caag & wixii la mid ah	19	76,048	0	
59 Miscellaneous chemical materials & products, nes/Waxyaalaha la isku daray ee kala duwan	3,638	291,630	0	1
6 Manufac.goods classif. chiefly by material/Alaabta la sameeyay	72,290	5,582,804	188	45,04
61 Leather, leather manufac.n.e.s. & dressed furskins/Maaska & wixii laga sameeyay & hargaha ugaarta oo laga sameeyay	56	78,002	26	6,52
52 Rubber manufac. n.e.s./Waxyaalaha cinjirka laga sameeyay	845	332,859	0	

SECTION 4 FOREIGN TRADE
QAYBTA GANACSIGA DIBEDDA
TABLE/SHAXDA 4.4 Cont./Raacsan

SOMALIA'S IMPORTS & EXPORTS BY PRINCIPAL COMMODITIES, 1988
ALAABTA UGU MUHIIMSANEYD EE LA SOO DEJIYEY & TAN LAGA DHOOFIYEY
SOOMAALIYA, 1988

COMMODITIES/ ALAAB	IMPORTS/SOO DEJINTA		EXPORTS/DHOOFINTA	
	Quantity Inta (M.Tons)	Value Qiimaha (000 SoSh)	Quantity Inta (M.Tons)	Value Qiimaha (000 SoSh)
(1)	(2)	(3)	(4)	(5)
63 Wood & cork manufac.(excluding furnitures)Qoryaha & buushashka wixii laga sameeyay oonay ku jirin alaabta guryaha la dhigto	1,997	289,989	7	5
64 Paper paperboard & manufacture there of/Waraaqo iw.ku lug leh	474	116,371	0	
65 Textile yarn, fabrics made up articles & related products/ Dun, dhar & wixii la xiriira	352	62,408	0	10
66 Non-metallic mineral manufac. n.e.s./Waxyaalaha aan birta ahayn wixii laga sameeyay oon meel kale lagu sheegin	45,979	1,843,635	15	35
67 Iron & steel/Bir & bir lab	12,101	785,736	0	
68 Non-ferrous metals/Macdanta kale ee ka mid yihiin,naxaas- ta lacagta & jaandiga	7	6,349	0	
69 Manufactures of metals,n.e.s./ Waxyaalaha macdanta laga sameeyey oon meel kale lagu sheegin	10,480	2,067,454	140	38,00
7 Machinery & transport equipment/Makiinadaha & & qalabka gaadiidka	21,897	11,264,923	623	1,358,39
71 Machinery other than electric/ Makiinadaha aan korontada ku shaqayn	1,284	284,691	0	
72 Electric machinery apparatus & appliances/Makiinadaha & alaabta korontada ku shaqaysa	7,729	1,468,929	83	6
73 Transport equipment/Gaadiidka iyo qalabkooda	32	15,357	0	
74 General industrial machinery & equipment,n.e.s. & machine parts n.e.s./Makiinadaha warshadaha & guud ahaan & qalabkooda a.m.x. & xubno makiinado	2,350	1,877,374	0	5,31

SECTION 4 FOREIGN TRADE
QAYBTA GANACSIGA DIBEDDA
TABLE/SHAXDA 4.4 Cont./Raacsan

SOMALIA'S IMPORTS & EXPORTS BY PRINCIPAL COMMODITIES, 1988
ALAABTA UGU MUHIIMSANEYD EE LA SOO DEJIYEEY & TAN LAGA DHOOFIYEEY
SOOMAALIYA, 1988

COMMODITIES/ ALAAB	IMPORTS/SOO DEJINTA		EXPORTS/DHOOFINTA	
	Quantity Inta (M.Tons)	Value Qiimaha (000 SoSh)	Quantity Inta (M.Tons)	Value Qiimaha (000 SoSh)
(1)	(2)	(3)	(4)	(5)
75 Office machines & automatic data processing equipment/Makiinadaha xafiiska & qalabka otomaatikada ee ah lagu shaqeeyo	58	146,191	1	81
76 Telecommun. & sound recording reproducing apparatus & equip. Isgaarsiinta & cod duubidda & qalabka baahinta	90	178,143	8	15,06
77 Electrical machinery apparatus & appliances, n.e.s. & electrical parts thereof/Makiinadaha korontada alaabta & qalabkooda, a.m.x. & xubno koronteedka la xiriirta	884	421,344	29	15,89
78 Road vehicles (including air-cushion vehicles)/Baabuurta jidadka	9,348	6,834,049	475	1,315,27
79 Other transport equipment/Qalab kale ee gaadiid	108	31,427	27	5,97
8 Miscellaneous manufactured articles/Alaabta la sameeyay oo u kala baxsanwaxay yihiin	5,256	1,908,572	30	212,85
81 Sanitary, plumbing, heating & lighting fixtures & fittings/Qalabka musqulaha dhuumaha alaabta wax lagu karsado & kuwa la ifsado	263	13,794	0	
82 Furniture/Alaabta guryaha la dhigto	1,794	155,969	0	
83 Travel goods, handbags & similar articles/Alaabta safarka, kuwa waxlagu qaato & iwm.	532	55,535	0	3
84 Clothing/Dhar	351	57,212	0	1
85 Foot wear/Kabo	85	29,929	0	

SECTION 4 FOREIGN TRADE
QAYBTA GANACSIGA DIBEDDA
TABLE/SHAXDA 4.4 Cont./Raacsan

SOMALIA'S IMPORTS & EXPORTS BY PRINCIPAL COMMODITIES, 1988
ALAABTA UGU MUHIIMSANEYD EE LA SOO DEJIYEEY & TAN LAGA DHOOFIYEEY
SOOMAALIYA, 1988

COMMODITIES/ ALAAB	IMPORTS/SOO DEJINTA		EXPORTS/DHOOFINTA	
	Quantity Inta (M.Tons)	Value Qiimaha (000 SoSh)	Quantity Inta (M.Tons)	Value Qiimaha (000 SoSh)
(1)	(2)	(3)	(4)	(5)
87 Profess.scient.& controlling instruments & apparatus,nes./ Qalabka u khaaska ah sayniska & qaybahooda a.m.x.	88	873,554	2	1,68
88 Photogr.apparatus,equipment & supplies & optical goods,n.e.s. watches & clocks/Alaabta sawi- rka saacadaha & qalabkoda amx.	39	25,512	0	
89 Miscellanous manufac.articles n.e.s./Alaabta la sameeyay oo u kala baxsan waxay yihiin oon meel kale lagu sheegin.	2,104	697,066	28	211,13
9 Commodities & transactions classified according to kind/ Alaabtaan u kala soocnayn waxay yihiin lagu shaqeeyo	431	335,952	158	94,02
91 Commodities & transact not classified elsewhere in the SITC/Alaabta aan u kala soocnayn waay yihiin	0	0	0	
93 Goods to return & special transactions/Alaabta la soo cesho, tan socdaalka, iwm.	430	335939	158	94,01
94 Animals live n.e.s./Xoolaha nool oon meelkale lagu sheegin	1	13	0	1
95 Firearms of war & ammunition there of/Qalabka dagaalka & saanadda	0	0	0	
96 Coin not being legal tender/ Lacag sanuud ah oo aan sharci- yaysnayn	0	0	0	
TOTAL/DHAMMAAN	1,034,163	74,697,451	553,639	18,885,64

SOURCE : CENTRAL STATISTICAL DEPARTMENT
XIGASHO: WAAXDA DHEXE EE ISTAATISTIKADA

SECTION 4 FOREIGN TRADE
 QAYBTA 4 GANACSIGA DIBEDDA
 TABLE/SHAXDA 4.5

IMPORTS & EXPORTS BY CUSTOMS BRANCH, QUANTITY & VALUE, 1988
 INTA & QIIMAHA, WIXII LA DHOOFIYEY & WIXII LA SOO DEJIYAY
 OO U KALA BAXSAN LAAMAHA CANSHUURAHA BERIGA, 1988

CUSTOMS/ CASHUURAHA	IMPORTS/SOO DEJINTA		EXPORTS/DHOOFINTA	
	Quantity	Value	Quantity	Value
	Inta (M.Tons)	Qiimaha (000 SoSh)	Inta (M.Tons)	Qiimaha (000 SoSh)
(1)	(2)	(3)	(4)	(5)
Alula	--	--	--	--
Ali Haid	--	--	--	--
B/Beyla	--	--	--	--
Bardhere	--	--	--	--
Bargal	--	--	--	--
Berbera	15,383	943,621	10,555	1,717,481
Borama	--	--	--	--
Bossaso	136	3,330	4	240
Bulo-Hawa	--	--	--	--
Burao	--	--	--	--
El-Wakh	--	--	--	--
Hargeysa	--	--	--	--
His	--	--	--	--
Qandala	--	--	--	--
Kismaayo	0	0	630	56,021
Las Qore	--	--	--	--
Mait	--	--	--	--
Mogadisho	498,349	36,255,436	265,085	7,642,418
Hobyo	--	--	--	--
Celayo	--	--	--	--
Zeylac	3212	141841	546	26821
TOTAL/DHAMMAN	517,080	37,344,228	276,820	9,442,981

SOURCE : CENTRAL STATISTICAL DEPARTMENT
 XIGASHO : WAAXDA DHEXE EE ISTAATISTIKADA

SECTION 4 FOREIGN TRADE
QAYBTA 4 GANACSIGA DIBEDDA
TABLE/SHAXDA 4.6

QUANTITY & VALUE OF IMPORTS BY TYPE OF IMPORTER, 1988
INTA IYO QIIMAHA LA 500 DEJIYEY OO U KALA BAXSAN CIDDAA 500 DEJISAY, 1988

SITC CODES SARBEEB	GOVERNMENT/ DOWLADDA		U.N. & EMBASSIES/ UNADA & SAFARA-- DAAHA		PRIVATE/ GARAHARANEED		GRAND TOTAL/ DHAMMAN GUUD	
	Quantity Inta (M.Tons)	Value Qiimaha '000 So. Sh.	Quantity Inta (M.Tons)	Value Qiimaha '000 So. Sh.	Quantity Inta (M.Tons)	Value Qiimaha '000 So. Sh.	Quantity Inta (M.Tons)	Value Qiimaha '000 So. Sh.
(1)	(2)	(3)	(4)	(5)	(6)	(7)	(8)	(9)
0	11,105	379,068	33,142	1,585,585	72,286	3,405,860	116,533	5,370,513
1	267	55,642	69	17,830	243	11,539	579	85,011
2	952	218,678	9	8,855	6,633	314,454	7,594	541,987
3	101,793	8,396,794	837	117,438	119,116	1,082,710	221,746	9,596,942
4	453	56,908	5,110	237,295	3,270	281,809	8,833	576,012
5	7,500	1,253,643	353	240,847	54,069	587,020	61,922	2,081,510
6	13,843	1,374,948	3,174	1,553,556	55,273	2,654,300	72,290	5,582,804
7	5,653	5,867,964	7,781	1,854,181	8,463	3,542,778	21,897	11,264,923
8	576	1,064,545	419	327,863	4,261	516,164	5,256	1,908,572
9	76	82,050	245	207,574	110	46,328	431	335,952
TOTAL/DHAMMAN	142,218	18,750,240	51,139	6,151,024	323,724	12,442,962	517,081	37,344,226

SOURCE : CENTRAL STATISTICAL DEPARTMENT
XIGASHO : WAAXDA DHEXE EE ISTATISTIKADA

SECTION 4 FOREIGN TRADE
 DAYBTA 4 GANACSIGA DIBEDDA
 TABLE/SHAXDA 4.7

QUANTITY & VALUE OF EXPORTS BY TYPE OF EXPORTER, 1988
 INTA IYO QIIMAHA LA CHOOFIYAY OO U KALA BAXSAIN CIGDA 500 CHOOFISAY, 1988

SITC/ SARBEEB	GOVERNMENT DOMLADDA		U.N. & EMBASSIES/ UNADA & SAFARA- DAAHA		PRIVATE/GAR AARNEED		GRAND TOTAL DHAMMAN GIUD	
	Quantity- Inta (M.Tons)	Value Qiimaha '000 So Sh	Quantity- Inta (M.Tons)	Value Qiimaha '000 So Sh	Quantity- Inta (M.Tons)	Value Qiimaha '000 So Sh	Quantity- Inta (M.Tons)	Value Qiimaha '000 So Sh
(1)	(2)	(3)	(4)	(5)	(6)	(7)	(8)	(9)
0	243,878	1,994,546	6	2,475	27,913	3,855,091	271,797	5,852,112
1	3,306	659,053	35	13,803	668	385,132	4,009	1,057,988
2	95	10	0	0	250	318	---	328
3	0	0	1	1416	14	820,809	15	822,225
5	40	11,454	41	15,414	107	18,178	188	45,046
6	290	122,051	55	32,391	278	103,955	623	1,358,397
7	1	2,930	10	109	19	209,820	30	212,859
8	12	18,255	30	8,386	116	67,387	158	94,028
TOTAL/DHAMMAN	247,622	3,908,299	178	73,994	29,365	5,460,690	277,165	9,442,983

SOURCE : CENTRAL STATISTICAL DEPARTMENT
 XIGASHO : WAXDA DHEXE EE ISTATISTIKADA

SECTION 4 FOREIGN TRADE
QAYBTA 4 GANACSIGA DIBEDDA
TABLE/SHAXDA 4.8

SOMALIA'S EXPORTS BY PRINCIPAL COMMODITIES, 1985-1988
ALAAFTA UGU NUHIIMSANA YD EE LAGA DHOOFIYEE SOOMALIYA, 1985-1988

SITC SARBEEB	COMMODITIES/ALAAB (2)	QUANTITY - - - - - INTA (IN METRIC TONS)				VALUE - - - QIIMAHHA (IN '000 S O SH)			
		1985 (3)	1986 (4)	1987 (5)	1988 (6)	1985 (7)	1986 (8)	1987 (9)	1988 (10)
0	Food & live animals/ Cuntada & xoolaha nool	93,220	57,593	149,280	271,797	3,920,225	633,291	7,938,943	5,852,111
001	Live animals/Xoolaha nool	43,241	45,195	55,775	23,106	3,309,888	3,786,231	6,092,274	3,833,788
001.1	Cattle/Lo'	10,393	15,292	19,654	7,755	374,144	681,246	1,262,814	801,208
001.2	Sheep/Ido	29,632	24,049	24,117	8,828	2,928,538	2,880,466	4,165,591	2,452,440
001.4	Poultry, live (i.e. Fowls, ducks, geese, turkeys and guinea fowls)	--	--	25.12	--	--	--	1392.60	--
001.6	Goats/Riyo	--	--	--	6,521	--	--	--	579,871
001.7	Camels/Geel	3,216	5,851	11,979	--	107,295	224,370	662,467	--
001.9	Other live animals/Xoolaha kale	--	--	0	19	--	18	11	579,871
01	Meat & meat preparation/ Hilib & wixii laga sameeyay	--	2	269	100	--	176	149,522	25
02	Dairy products,eggs/Waxyaalaha caanaha laga sameeyay iyo ukunta	2	6	9	69,447	228	281	1,349	10,108
03	Fish & fish preparation/ Kalluun & wixii laga sameeyay	546	389	1,467	179,116	5,072	48,306	172,512	3,638
04	Cereals & cereal preparations/ Xabuub & wixii laga sameeyay	--	--	362	--	--	--	8,421	948,987
05	Fruit & vegetables/Khudradda	37,642	11,981	91,323	--	531,160	772,530	1,507,813	1,054,394
051.2	Citrus fruits other than oranges & mandarines/Liin & cambe	--	--	--	--	--	--	--	--
051.3	Bananas(including plantations) fresh/wuus	--	--	--	--	--	--	--	--
051.9	Other fresh fruits/Khudradda kale	--	--	--	--	--	--	--	--
052	Dried fruits/Khudradda la qalajiyey	--	--	--	--	--	--	--	--
053	Fruit preserved/Khudradda la xafiday	--	--	--	--	--	--	--	--
054	Vegetables, roots & tubers/ Khudradda ay ka mid yihiin Baradhada,basasha iwa. ee dhulka laga qodo	12	1	0	18	174	12	20	494
055	Vegetables preserved & vegetable preparations/ Khudradda la xafiday & wixii laga sameeyay	--	--	--	--	--	--	--	--
06	Sugar & sugar preparations/ Sankor & wixii laga sameeyay	11,780	9	20	1	73,118	25,338	1,646	190
07	Coffee, tea, cocoa, spices & manufactures thereof/Bunka, shaaha,qumbaha,xawaashka & wixii laga sameeyay	8	10	53	4	750	419	5,094	246
08	Feeding stuff for animals/ Cuntada xoolaha(ayan ku jirin xabrubku)	--	--	--	3	--	--	--	690
09	Miscellaneous food preparations/ Canto kala duwan	--	2	3	--	--	11	311	--
1	Beverages & tobacco/Waxyaalaha la cabbo & buuriga	--	2	44	--	--	--	802	--
12	Beverages/Waxyaalaha la cabbo	--	--	44	--	--	--	802	--

SECTION 4 FOREIGN TRADE
QAYBTA 4 GANACSIGA DIBEDDA
TABLE/SRAXDA 4.8 Cont./Raacsan

SOMALIA'S EXPORTS BY PRINCIPAL COMMODITIES, 1985-1988
ALAABTA UGU MUHIINSANAYD EE LAGA DHOOFIYEEY SOOMALIYA, 1985-1988

SITC SARBEEB	COMMODITIES/ALAAB (2)	QUANTITY - - - - - INTA (IN METRIC TONS)				VALUE - - - QIIMABA (IN '000 S O S H)			
		1985 (3)	1986 (4)	1987 (5)	1988 (6)	1985 (7)	1986 (8)	1987 (9)	1988 (10)
12	Tobacco & tobacco manufactured/ Buuri & wixii laga sameeyay	--	--	--	--	--	--	--	--
2	Crude materials, inedible except fuels/Alaabta ceedhiin een la cunin, aanay ku jirin waxa la shito	3,571	12,014	2,651	4,009	235,189	772,235	458,854	1,057,988
21	Hides, skins & fur skins undressed/Hargo	1,945	5,165	1,683	1,744	112,612	208,793	384,783	708,434
211.1	Cattle skins/Saamaha lo'da	91	382	367	343	3,048	20,640	51,829	69,085
211.4	Goat & kid skins/Hargaha riyaha	903	4,274	859	1,168	71,048	142,891	233,573	566,722
211.6	Sheep & lamb skins/Hargaha Idaha	951	508	457	2,106	36,034	44,537	99,380	68,444
211.91	Camel skins/Saamaha geela	--	--	--	--	--	--	--	--
211.92	Skins of crocodile/Hargaha Yaxaaska	--	--	--	--	--	--	--	--
211.99	Other hides & skins undressed n.e.s./Hargaha kale oon meel kale lagu sheegin	--	--	--	--	--	--	--	--
212	Fur skins undressed/Hargaha ugaadha	--	2	--	--	--	705	--	--
22	Oil seeds, oil nuts & oil kernels/ Abuurka & midhaha salidda	--	--	--	--	--	--	--	--
24	Wood, lumber & cork/Qoryaha, alwaaxda & buushashka	--	--	--	53	--	--	--	--
25	Pulp & waste paper/Dhuxxa dhirta & xaashiyaha duugga ah	--	--	--	--	--	--	--	--
26	Textile fibres (not manufact- ured into yarn, thread or fabrics) & waste/Waxayaa laha dharka laga sameeyo ay ka mid yihiin suufka (cudbiga, xariirta iwm.)	--	11	13	131	--	2,267	4,765	983
27	Crude fertilizers & crude minerals excluding coal, petroleum & precious stones/Waxyaalaha bacrimaaya dhuulka & macdanta ceedhiin aanay ku jirin dhuxusha, batroolka & dhagaxda qiimaha leh	108	266	118	1,502	312	6,659	1,625	11
28	Metalliferous ores & scrap/Biro	--	--	--	--	--	--	--	--
291	Crude animal material, n.e.s./ Waxyaalaha duunyada laga helo ee ay ka mid yihiin lafaha, ilkaha, geesaha cidiyaha & wixii la mid ah ee aan meel kale lagu sheegin	--	--	--	--	--	--	--	--
292	Crude vegetable material, n.e.s./ Waxyaalaha dhirta laga helo ee ay ka mid yihiin beeyada, xabagta, asalka, fooxa, qaadka, wayaabaha carfa ee la shito, iwm. ee aan meel akele lagu sheegin	1,518	6,572	836	566	122,265	554,509	67,621	81,851


SECTION 4 FOREIGN TRADE
QAYBTA 4 GANACSIGA DIBEDDA
TABLE/SHAXDA 4.8 Cont./Raacsan

SOMALIA'S EXPORTS BY PRINCIPAL COMMODITIES, 1985-1988
ALAABTA UGU NUHIIMSANA YD EE LAGA DHOOFIYEV SOOMALIYA, 1985-1988

SITC SARBEEN	COMMODITIES/ALAAB (2)	Q U A N T I T Y - - - - I N T A (I N M E T R I C T O N S)				V A L U E - - - Q I I M A H A (I N ' 0 0 0 S O S H)			
		1985 (3)	1986 (4)	1987 (5)	1988 (6)	1985 (7)	1986 (8)	1987 (9)	1988 (10)
3	Mineral fuels, lubricants & related materials/Waxa la shito, waxa wax lagu dufaniyo & waxyaalaha ku lug leh	24,499	517	--	--	59,727	8,556	--	321
4	Animals & vegetable oils & fats/Dufanka xoolaha & dhirta	--	--	--	--	--	--	--	--
5	Chemicals/Waxyaalaha la isku daro ee wax laga sameeyo.	--	--	5	15	--	4	1,079	822,225
6	Manufactured goods classified chiefly by materials/Alaabta la sameeyey oo u kala baxsan wixii laga sameeyay	48	133	72	188	3,389	13,538	98,833	45,045
7	Machinery & transport equipment/Makiinadaha & qalabka gaadiidka	178	8,193	97	623	60,035	35,783	24,551	13,583,397
8	Miscellaneous manufactured articles Alaabta la sameeyay oo u kala baxsan waxay yihiin	31	47,949	30	30	12,049	301,745	17,418	212,855
9	Commodities & transactions not classified according to kind/Alaabtan u kala soocnayn waxay yihiin.	66	169	165	158	4,122	23,183	51,960	94,027
TOTAL / DHANMAAN		121,613	126,568	276,820	27,820	4,294,736	5,788,335	9,442,981	9,442,981

SOURCE: CENTRAL STATISTICAL DEPARTMENT XIGASHO: DHEXE EE ESTAAATISTIKADA

Fig.3 Prod. & Exports of Banana 1971-88



SECTION 5 AGRICULTURE & LIVESTOCK
QYABTA 5 BEERAHA & XoolaHA
TABLE/SHAXDA 5.1

PRODUCTION & EXPORTS OF BANANA, 1971 - 1988
WAX SOO SAARKA IYO DHOOFINTA MUUSKA SANNADADII
1971 - 1988

YEARS/SANOoyIN	PRODUCTION WAX SOO SAAR ('000 M TONS)	EXPORTS DHOOFINTA ('000 M TONS)	VALUE MILLIONS OF SO.SH.
(1)	(2)	(3)	(4)
1971	150.8	103.2	63.9
1972	188.5	134.0	78.2
1973	168.3	102.0	67.7
1974	157.5	107.3	73.6
1975	106.0	81.5	80.9
1976	96.6	72.5	88.2
1977	65.2	53.2	53.0
1978	69.7	50.7	58.9
1979	72.2	55.5	73.2
1980	60.4	35.4	51.2
1981	59.0	34.3	39.6
1982	78.7	50.6	113.7
1983	98.9	62.5	103.3
1984	62.3	48.0	284.0
1985	60.0	45.3	509.6
1986	94.0	58.2	951.6
1987	108.0	64.1	2076.7
1988	115.2	73.4	4059.8

SOURCE : SOMALI FRUIT

SECTION 5 AGRICULTURE & LIVESTOCK
QYABTA 5 BEERAHA & XOOLAHA
TABLE/SHAXDA 5.2

MONTHLY BREAKDOWN OF BANANA EXPORT, 1988
MUUSKII LA DHOOFIYAY OO BIL BIL AH, 1988

EXPORTS - DHOOFINTA (IN TONS)

MONTH/BILAH	ITALY/ ITHALIYA		MIDDLE EAST/ BARIGA DHEXE		DJIBOUTI JABUUTI		GREECE GREEG		OTHER EUROPEAN PORTS		TOTAL/ DHAMMAN	
	Tons (ooo)	US \$ (ooo)	Tons (ooo)	US \$ (ooo)	Tons (ooo)	US \$ (ooo)	Tons (ooo)	US \$ (ooo)	Tons (ooo)	US \$ (ooo)	Tons (ooo)	US \$ (ooo)
(1)	(2)	(3)	(4)	(5)	(6)	(7)	(8)	(9)	(10)	(11)	(12)	(13)
January/Jannaayo	5,466	1,653	1,192	334							6,658	1,987
February/Febraayo	5,872	1,982	1,327	428							7,198	2,410
March/Maarsa	5,416	1,823	825	274							6,241	2,097
April/Abriile	5,264	1,728	1,063	346							6,326	2,074
May/Maajo	4,703	1,633	875	304							5,578	1,937
June/Juun	3,922	1,265	938	301	10	4					4,870	1,569
July/Luuliyo	1,068	335	1,765	553	12	5					2,844	893
August/Agoosto	4,639	1,439	1,000	310							5,639	1,749
September/Sebtembe	2,338	733	625	196			938	294			3,900	1,223
October/Oktoobar	4,464	1,400	1,168	366			2,462	772			8,094	2,538
November/Noofember	3,977	1,232	875	271			1,827	565			6,680	2,068
December/Diisember	4,533	1,450	1,412	452			3,124	998	272	88	9,340	2,988
Total/Dhammaan	51,662	16,674	19,062	4,135	22	8	8,350	2,629	272	88	73,369	23,533

SOURCE : SOMALI FRUIT

SECTION 5 AGRICULTURE & LIVESTOCK
 QYABTA 5 BEERAHA & XOOLAHA
 TABLE/SHAXDA 5.3

QUANTITY OF GRAIN PURCHASES BY AGRICULTURAL DEVELOPMENT
 AGENCY, 1984-1988
 INTA MIRO SOO GO'DAY OO AY IIBISAY WAKAALADDA HORUMARINTA
 BEERAHA, 1984 - 1988

(Quintal/Kiintaal)

YEAR/ SANOOPYIN	Maize/Galley		Sorghum/Masago		Sesame/sisin	
	Quintal/ Kiintal	Value (000)So.Sh Qiimaha	Quintal/ Kiintal	Value (000)So.Sh Qiimaha	Quintal/ Kiintal	Value (000)So.Sh Qiimaha
(1)	(2)	(3)	(4)	(5)	(6)	(7)
1984	6,957	3,965	3,933	1,259	40	54,800
1985	125,241	187,862	145,000	188,500	420	2,100
1986	193,069	289,604	161,467	209,907	2,800	14,000
1987	100,322	170,547	46,519	69,779	-	-
1988	21,636	112,507	4,000	14,000	-	-

SOURCE : AGRICULTURAL DEVELOPMENT AGENCY
 XIGASHO : WAKAALADDA HORUMARINTA BEERAHA

SECTION 5: AGRICULTURE & LIVESTOCK NUMBER OF LIVESTOCK VACCINATED BY TYPE OF DISEASE
 07ABTA 5 BEERRAH & XOOOLAHIA & REGIONS, 1986 - 1988
 TIRADA XOOOLAHIA LA TALLAALAY OO U KALA BAXSAN CUOORRADA
 TABLE/SHAYDA 5.4 & GOBOLLADA, 1986 - 1988

REGIONS	RINDER PEST/DABAKIRIIB	C. B. P. P. / SANBAB	BLACK QUARTER/GUUX AMA GARAB GOOYE	ANTRAX/KUO								
	1986 (2)	1987 (3)	1988 (4)	1985 (5)	1987 (6)	1988 (7)	1986 (9)	1987 (8)	1989 (10)	1986 (11)	1987 (12)	1988 (13)
GOBOLLADA												
(1)												
Lower Juba/J/Moose	22,176	57,692	40,027	43,180	61,798	28,872	25,134	59,000	14,459	21,897	2,000	30,297
Middle Juba/J/Dhexe	5,340	9,200	28,551	9,000	15,578	--	--	--	1,570	7,450	--	15,736
Bay	126,705	36,690	--	--	--	--	199,673	4,000	--	48,143	--	--
Bekol/Bakool	51,680	15,000	30,574	--	17,000	--	--	2,000	22,049	19,620	4,000	23,059
Bede	10,570	8,600	--	--	12,000	--	--	--	--	--	--	--
Lower Shabelle/S/H	17,481	60,500	42,606	142,895	21,600	6,825	27,915	6,000	17,056	10,423	--	22,332
Mid/Shabelle/Sh.Ch	50,488	47,400	9,575	26,556	17,853	36,510	13,700	8,000	9,250	5,471	--	4,990
Hiran/Hiraan	25,634	39,600	1,200	--	21,240	--	22,800	--	24,220	11,587	--	22,060
Galgaduud/Galgaduud	11,830	18,600	5,708	--	4,000	16,346	--	14,400	9,584	5,787	--	12,452
Mudug	12,231	29,300	5,600	--	12,000	--	--	--	--	--	--	1,951
Nugaal/Nugaal	11,591	40,000	--	--	--	--	--	10,000	--	--	--	--
Bari	--	--	--	--	--	--	--	--	--	--	8,000	--
Sanag/Sanag	66,820	111,400	--	--	--	--	--	12,000	--	4,787	--	4,520
Togdher/Togdheer	19,957	33,274	10,000	--	8,000	5,301	--	--	--	14,287	--	--
North West/W/Galb	27,298	37,596	3,850	49,797	75,200	8,000	12,960	7,300	2,459	9,804	12,000	--
Banadir/Banadir	10,570	11,900	--	15,997	19,200	--	--	4,000	--	--	--	--
fiadal	7,250	21,000	--	16,297	16,000	--	--	4,600	--	19,287	5,600	--
Sool	14,111	39,340	--	15,977	--	--	--	--	--	12,576	--	--
Total/Dhamman	491,732	616,432	185,691	321,699	301,416	101,854	303,182	111,300	100,797	197,059	31,600	137,427

SOURCE : VETERINARY DEPARTMENT
 XIIGASHO : WIRAXDA XANNIIRIIRADA XOOOLAHIA

SECTION 5 AGRICULTURE & LIVESTOCK
 QYABTA 5 BEERARA & XOOLARA
 TABLE/SHAXDA 5.5

NUMBER OF LIVESTOCK GIVEN CURATIVE TREATMENT BY TYPE OF DISEASE & REGIONS, 1988
 TIABDA XOOLARA LA DRAWEYEY OO U KALA BAXSAN CUDURRADA & GOBOLLADA, 1988

REGIONS/GOBOLLADA (1)	T Y P E O F TRIPANOSOMIASIS DHUKAAN		D I S E A S E ECTIOPARASITES/ SHILIN CAHO & CAMBAR		N O O C A C U D U R R A D A ENDOPARASITES/ CARALAMA GOORYAAN NON-SPECIFIC DISEASES/CUDURRADA AAN LA SHEEGIN		TOTAL/ DHAMMARA (6)
	(2)	(3)	(4)	(5)			
Lower Juba/J/Hoose	279,406	306,324	17,806	396,907	1,000,443		
Middle Juba/J/Dhexe	226,688	327,764	51,506	37,808	643,766		
Bay	29,160	450,544	9,280	19,801	508,785		
Bakool/Bakool	79,565	504,443	7,115	19,840	610,963		
Gedo	24,680	454,650	7,660	143,680	630,670		
Lower Shabelle/S/Hoose	334,176	971,707	30,015	32,176	1,368,074		
Mid/Shabelle/Sh.Dhexe	199,576	440,995	30,967	23,797	695,335		
Hiran/Hiraan	19,253	810,275	75,058	24,020	928,606		
Galgadud/Galgaduud	1,736	1,822,650	112,344	99,646	2,036,376		
Mudug	1,598	1,265,400	97,059	47,374	1,411,431		
Nugal/Nugaal	1,200	753,295	76,577	39,951	871,023		
Bari	0	771,000	78,000	48,000	897,000		
Sanag/Sanaag	0	1,404,688	89,442	93,284	1,587,414		
Togdher/Togdheer	4	465,191	12,618	9,370	487,183		
North West/W/Galbeed	143	377,365	17,775	34,573	429,856		
Banaadir/Banaadir	1,117,542	308,120	97,471	21,420	1,544,553		
Awdal	20	266,941	18,123	22,277	307,361		
Sool	187	1,105,393	90,588	70,485	1,266,653		
TOTAL/DHAMMARA	2,314,934	12,806,745	919,404	1,184,409	17,225,492		

SOURCE : VETERINARY DEPARTMENT
 XIGASHO : WAXDA XANNAMAQA XOOLARA

SECTION 5 AGRICULTURE & LIVESTOCK
QYABTA 5 BEERAHA & XCOLAHA
TABLE/SHAXDA 5.6

SLAUGHTER STATISTICS: NUMBER OF ANIMALS SLAUGHTERED IN MUNICIPAL
SLAUGHTER HOUSE BY TYPE OF ANIMALS AND REGION, 1987 - 1988
TIRADA XCOLAHA LAGU QALAY KAWAANADA DAWLADDA HOOSE OO U KALA
BAXSAN NOOCA IYO GOBOLLADA, 1987 - 1988

REGIONS/GOBOLLADA (1)	TYPE OF ANIMALS		- NOOCA XCOLAHA			
	CATTLE/LO'		CAMELS/GEEL		SHEEP AND GOATS/ IDO IYO RIYO(ADHI)	
	1987 (2)	1988 (3)	1987 (4)	1988 (5)	1987 (6)	1988 (7)
Lower Juba/J/Hoose	1,862	2,890	5,672	4,463	4,800	5,000
Middle Juba/J/Dhexe	73	1,080	158	400	3,500	9,070
Bay	3,482	3,059	6,968	7,960	15,496	16,872
Bakol/Bakool	964	500	1,284	2,300	4,254	7,868
Gedo	673	664	1,562	2,150	8,919	6,201
Lower Shabelle/S/Hoose	3,161	2,900	3,370	2,370	19,825	20,202
Mid/Shabelle/Sh.Dhexe	2,387	2,350	2,243	1,500	11,110	11,110
Hiran/Hiraan	936	970	1,429	3,311	11,305	11,490
Galgadud/Galgaduud	2,470	1,360	3,984	3,286	110,260	87,080
Mudug	161	170	643	1,437	13,216	11,481
Nugal/Nugaal	13	310	541	940	2,831	16,410
Bari	158	482	544	1,600	37,200	37,450
Sanag/Sanaag	533	496	892	1,743	14,060	13,260
Togdher/Togdheer	237	173	2,241	1,141	61,661	4,670
North West/W/Galbeed	8,891	4,625	13,298	1,500	121,118	6,522
Banadir/Banaadir	79,376	69,376	37,890	41,216	93,340	92,450
Awdal	825	625	405	1,030	10,261	84,562
Sool	4	260	870	610	14,938	2,820
TOTAL/DHAMMAAN	106,206	92,290	84,994	78,957	563,094	444,518

SOURCE : VETERINARY DEPARTMENT
XIGASHO : WAAXDA XANNAANADA XCOLAHA

SECTION 5 AGRICULTURE & LIVESTOCK
QYABTA 5 BEERAHA & XCOLAHA
TABLE/SHAXDA 5.7

VACCINES PRODUCED IN THE SERUM-VACCINE INSTITUTE BY TYPE, 1985-1988
DAWADA LAGU SAMEEYEV MACHADKA SAMAYNTA DAAWADA XCOLAHA OO U KALA BAXSAN
NOOCYADA CUDURRADA, 1985 - 1988

TYPE OF VACCINE/NOOCA TALLAALKA	1985	1986	1987	1988
(1)	(2)	(3)	(4)	(5)
C.B.P.P. CATTLE/SANBAB L'O	826,000	470,400	200,000	595000
C.C.P.P. DOES/SANBAB ARI	1,450,000	2,074,800	850,000	1700000
BLACK QUARTER DOES/GARABGOOYE/GUUX	389,840	257,660	211,304	246764
ANTRAX DOES/KUD	300,152	237,000	112,000	423500
H.S./GUUX	335,750	343,750	259,950	214750
NEW CATTLE DISEASE/DACUUNKA DIGAGGA	---	---	---	---
INTERTOX/SHUBANKA RIYAHA	---	---	---	---
SHEEP POX/FURUQA RIYAHA	800,000	900,000	---	---
RINDER-PEST/DABA-KARUUB	---	1,560,000	---	---
ENTEROTAXENTIA/SHUBANKA IDAHA	---	---	---	---

SOURCE : VETERINARY DEPARTMENT
XIGASHO : WAAXDA XANNAANADA XCOLAHA

SECTION 6 HEALTH
QAYBTA 6 CAAFIMADKA
TABLE/SHAYXA 6.1

HEALTH SERVICE UNITS, PHC UNITS, AND HEALTH POSTS BY REGION, 1988
XUBNAHA CAAFIMADKA GOBOLLADA OO UU KALA BAYXAN CUSBITARLADA IYO
HOODAADA IYO DHALLANKA, BUKAAB SOCOD EEGTO, IYO DARYEELKA
CAAFIMADKA AARSARSIGA, 1988

REGIONS/GOBOLLADA	HOSPITALS/ CUSBITARLALO	MOH/ HOODAADA & DHALLANKA	OUTPATIENT CLINICS/ BUKAAH-SOCOD EEGTO	PHC UNITS/ DARYEELKA CAAFIMADKA AARSARSIGA *	HEALTH POSTS RUGSHA CAAF- FIMADKA
(1)	(2)	(3)	(4)	(5)	(6)
Banadir/Banaadir	6	16	14	-	-
North West/Waq. Galbeed	7	7	3	4	42
Awdal/Awdal	4	4	3	-	46
Together/Togdheer	5	6	3	4	13
Sol/Sool	5	4	2	-	36
Sanag/sanaag	4	3	2	-	-
Nugal/Nugaal	3	3	3	1	48
Hiran/Hiraan	4	3	3	1	-
Galgadud/Galgadud	5	5	5	-	-
Bari/bari	7	6	7	-	16
Bay/Bay	5	5	6	4	-
Bakool/Bakool	6	4	5	4	-
Mudug/Mudug	6	4	5	-	-
Lower Shabelle/Shab.Hoose	8	10	7	14	107
Middle Shab/Shab.Dhexe	4	8	4	20	56
Gedo/Gedo	5	6	6	-	-
Lower Jubba/J/Hoose	5	4	4	-	-
Middle Jubba/J/Dhexe	4	3	3	3	35
Total/Dhammaan	93	101	85	51	399

SOURCE : MINISTRY OF HEALTH
XIGASHO : WASARADDA CAAFIMADKA

SECTION 6 HEALTH
DAYBTA 6 CARFIMADKA
TABLE/SHAXDA 6.2

HEALTH MANPOWER BY REGION 1988
MURUQAALKA CARFIMADKA OO U KALA BAXSAN GOBOLLADA 1988

(1)	(2)	(3)	(4)	(5)	(6)	(7)	(8)	(9)	(10)	(11)	(12)	(13)	(14)	(15)
REGIONS/GOBOLLADA	PHYSI- CIAN/ OHAKA- TIIR	DENTIST ILKA BIXIYE	PHARMA- CIST DARWO YAAQAN	ASST. DOCTOR KALKAA- LIYAYAAL	NURSE/ KALKAA- LIYE	MIDWIFE/ UMULISO FAYD- HOORE	SANI- TARIAN FAYD- HOORE	ASST. PHARM. KALAA- LIYE DARWO YAAQAN	LAB TECHN. FARSA- MADA DIYAR- RINTA	X-RAY TECHN. FARSA- MADA DIYAR- RINTA	STATIST. ASSIST. KALKAA- LIYE ISTRATIS- TIKADA	ILLIARY MAX	OTHER/ KALE	TOTAL/
Banadir/Banaadir	269	2	13	34	688	130	170	161	172	55	31	914	314	2,953
North West/ Waq. Galbeed	24	-	-	5	188	25	15	10	21	6	1	200	41	536
Awdal/Awdal	3	-	-	-	32	1	2	-	-	1	-	30	8	77
Togdher/Togdheer	6	-	-	-	69	14	13	2	7	5	-	69	10	194
Sol/Sool	1	-	-	-	15	1	1	3	2	1	-	25	11	60
Sanaag/sanaag	1	-	-	-	13	5	4	2	1	-	-	39	3	68
Nugal/Nugaal	1	-	-	-	5	2	3	2	1	-	-	9	19	42
Hiran/Hiraan	8	-	-	-	54	4	10	5	3	1	1	78	22	186
Galgaduud/Galgaduud	1	-	-	-	17	2	1	-	-	-	-	35	12	68
Bari/bari	3	-	-	-	22	13	5	4	4	-	-	42	20	113
Bay/Bay	5	-	-	2	51	22	5	-	6	3	-	94	34	222
Bakol/Bakool	2	-	-	-	24	3	4	-	-	-	-	23	27	83
Mudug/Mudug	1	-	-	-	18	1	3	2	1	1	-	43	20	90
Lower Shabelle/ Shab. Hoose	9	-	-	-	82	17	26	7	9	5	-	100	41	296
Middle Shab/ Shab. Dhexe	3	-	-	-	25	10	5	2	1	-	-	72	9	127
Gedo/Gedo	4	-	-	-	58	12	1	-	1	-	-	54	19	149
Lower Jubba/J/Hoose	8	-	-	1	39	20	9	6	11	2	-	57	29	182
Mid. Jubba/J/Dhexe	2	-	-	2	10	5	9	3	4	-	-	73	2	110
Total/Dhammaan	351	2	13	44	1,409	287	286	209	244	80	33	1,957	641	5,556

SOURCE : MINISTRY OF HEALTH
XIGASHO : WASARADA CARFIMADKA

SECTION 6 HEALTH
QAYBTA 6 CAAFIMAADKA
TABLE/SHAXDA 6.3

INCIDENCE OF MALARIA BY REGION, 1988
DUUMADA DHIIGII LAGA QAADAY OO U KALA BAXSAN
GOBOLLADA, 1988

REGIONS/ GOBOLLADA	Numbers/ Tiro	Slides/ Inta la eegay
(1)	(2)	(3)
Lower Guiba	271	1,852
Middle Guiba	587	3,964
Bay	473	2,066
Gedo	199	1,096
Bakol	7	304
Banadir	5,817	17,225
Lower Shabelle	2,848	8,460
Middle Shabelle	3,745	10,032
Hiran	894	3,298
Mudug	84	1,136
Galgadud	1	62
Bari	-	-
Nugal	115	1,066
Togdher	-	-
North West	-	-
Sanag	24	366
Sol	90	512
Awdal	-	-
GRAND TOTAL DHAMMAAN GUUD	15,155	51,439

SOURCE : MINISTRY OF HEALTH
XIGASHO : WASAARADDA CAAFIMAADK

SECTION 6 HEALTH
QAYBTA 6 CAAFIMAADKA
TABLE/SHAXDA 6.4

STATISTICS OF ANTI-TUBERCULOSIS ACTIVITY IN MOGADISHU
T.B.C. CENTER, 1987 - 1988
ISTAATISTIKADA LA DAGAALANKA QAAXADA EE XARUNTA XAMAR,
1987 - 1988

ITEMS/SHEEYO	1987	1988
(1)	(2)	(3)
Registration of daily visits/Diwaangelinta booqashada maalin kasta	355,962	--
Vaccination/Talaalka	--	--
Mantoux (Tuberculin test)/Baarid qaaxo	4,472	--
Radiological examinations/Baarid fallaar eegto	37,608	27,518
Laboratory exminations/baaridda shaybaarka		
a) Direct microscopy	56,696	71,763
b) Culture	7,464	3,427
c) Sensitivity tests sent to Finland	346	188
New cases diagnosed/Baaris & jiro cusub	8,484	7,457
Started treatments/Laga sameeyay	8,484	7,457
Discharged cured	5,090	5,525
Defaulters	2,714	1,707
Remaining on therapy	8,532	3,968
Home visits/Booqashada guryaha	644	--

SOURCE : MINISTRY OF HEALTH
XIGASHO : WASAARADDA CAAFIMAADKA

SECTION 7 FINANCE
QAYBTA 7 MAALIYADDA
TABLE/SHAXDA 7.1

CENTRAL GOVERNMENT EXPENDITURE 1986-88
KHARAJKA DAWLADDA DHEXE EE 1986-88

Million So.Sh

MINISTRIES/WASAARADAHA (1)	1986 (2)	1987 (3)	1988 (4)
Presidency & General Adminstration/Madax/JDS	93.0	148.0	122.1
Ministry of Nat Pl & JVD Wasaaradda QQ & HDJ	189.0	24.9	24.4
Ministry of Defence/ Wasaaradda Gaashaandhigga	2615.9	3,145.0	9,878.9
Ministry of Interior & Police/Wasaaradda Arr. Gudaha & Booliska	605.0	560.7	1,158.9
Ministry of Finance & Cent.Serv./Was.Maal.	7588.3	14,017.8	13,723.6
Ministry of Revenue/ Was. Lacagta	83.9	109.3	--
Ministry of Foreign Affairs Arrimaha Dibedda	633.0	1,413.9	2,153.1
Ministry of Justice & Rel.& Aff./WG & Arr.Dii.	248.5	290.2	73.6
National Assemb./Gur.Umm.	25.0	36.2	46.9
Ministry of Transportation Wasaaradda Gaadiidka	122.2	95.2	94.5
Ministry of Post & Telecomm Was.Bost. & Isgarrsiinta	94.3	76.7	75.6
Ministry of Public Works/ Wasaaradda Howlaha Guud	153.9	57.5	69.8
Ministry of Agriculture Wasaaradda Beeraha	547.2	59.4	55.3
Ministry of Livestock, Forestry & Range/ Dhirta & Daaqa	459.0	89.5	109.9
Ministry of Mineral & Water Resources/Wasaaradda Macdanta & Biyaha	318.8	85.2	93.1
Ministry of Industry & Commerce/Wasaaradda Warshadaha & Ganacsiga	131.0	45.1	43.9
Ministry of Fishery/ Wasaaradda Kalluumeysiga	101.2	45.5	58.2
Ministry of Education/ Wasaaradda Waxbarashada & Barbaarinta	501.6	403.0	478.1
Ministry of Health/ Wasaaradda Caafimaadka	213.8	203.5	255.1
Ministry of Information & National Guidance/ Wasaaradda Warfaafinta & Hanuuninta Dadweynaha	111.5	135.0	145.8
Ministry of Labour, Sports & Tourism/Wasaa.Shaqada	139.6	49.3	51.8
TOTAL/DHAMMAAN	14,975.7	21,090.9	28,712.6

SOURCE : MINISTRY OF FINANCE AND TREASURY

XIGASHO : WASAARADDA MAALIYADDA IYO LACAGTA

Note : Marine Transport Includes Transport
Higher Education " Education
Sports " Labour/Social Welfare

SECTION 8 DEVELOPMENT PROGRAMME
QAYBTA 8 BARNAAMIJKA HORUMARINTA
TABLE/SHAXDA 8.1

DEVELOPMENT EXPENDITURE OF THE
FIVE YEAR DEVELOPMENT PLAN 1987 - 1991
KHARAJKA HORUMARINTA EE QORSHAHA
HORUMARINTA SHANTA SANO 1987 - 1991

S E C T O R S	MILLION SO.SH.	%
(1)	(2)	(3)
Bardhere Dam/Biyo X/Bardheere	19.8	14.7
Livestock & Range/Xoolaha	8.0	5.9
Agriculturae (Crop & Irrigation)/Beeraha	18.4	13.7
Forestry & Wild Wife/Dhirta & Daaqa	2.6	1.9
Fisheries/Kalluunka	7.5	5.6
Minerals/Macdanta	0.6	0.4
Manufacturing/Warshadah	6.1	4.5
Energy/Tamarta	5.5	4.1
Water Resources/Biyaha	14.0	10.4
Transport & Communication	24.9	18.5
Gaadiidka & Isgaarsiinta		
Tourism/Dalxiska	--	--
Trade & Commerce/Ganacsiga	--	--
Education/Waxbarashada	9.0	6.7
Health/Caafimaadka	7.7	5.7
Manpower & Employment/Muruqmaalka	2.0	1.5
Statistics & Planning/Qorshaha	2.5	1.9
Istaatistikada		
Information/Warfaafinta	0.1	0.1
Rural Development & Regional Plans/Horumarinta Gobollada	5.9	4.4
TOTAL/DHAMMAAN	134.6	100.0

SOURCE : PLANNING DEPARTMENT, MINISTRY OF NATIONAL PLANNING
XIGASHO : WAAXDA QORSHAHA, WASAARADDA QORSHAYNTA QARANKA

SECTION 9 BANKING
QAYBTA 9 BANGIGA
TABLE/SHAXDA 9.1

COMMERCIAL BANK STATEMENT OF ACCOUNTS - ASSETS 1988
BANGIGA GANACSIGA XISABO CADDEYN - HANTI 1988

(In millions of So.Sh.)

PERIOD/MUDDO	R E S E R V E S / K A R Y O													OTHER ASSETS/ HANTIDA KALE	TOTAL ASSETS/ DHAMMAN- TEED
	(2)	(3)	(4)	(5)	(6)	(7)	(8)	(9)	(10)	(11)	(12)				
	Cash/ Cadaan	Deposits with Central Bank/ Dhitada la taal Ban- giga Dhexe	Total/ Dham- maan	FOREIGN EXCHANGE/ SARIFKA LACIGAAH DALAAD	L O A N S / A/C debit Balances/ Xisaabta Socodka ee Hantida ah	B i l l s / B i l l a l R e - d i s - c o u n t e d	A D V A N C E S / H o r u m a r i n	A	H						
January/Jannaayo	681.1	2076.0	2757.1	6372.4	8958.5	--	2429.8	5027.5	16425.9	3381.9	33899.6				
February/Februaayo	803.2	2076.0	2879.2	6224.2	9752.9	--	2403.3	5060.1	17216.3	8782.9	35102.6				
March/Maarsa	1201.8	2076.0	3277.8	5965.8	9352.5	--	2405.4	5091.3	16849.2	8697.1	34789.9				
April/Abriile	1351.7	2467.8	3819.5	6056.8	10615.9	--	2423.4	4643.0	17582.3	7951.0	35509.6				
May/Maajo	1756.6	2294.4	4051.0	6682.5	9789.8	--	2997.8	5031.0	17818.6	7470.0	36022.1				
June/Juun	1993.4	2294.4	4287.8	11105.2	10902.6	--	3026.5	5253.9	19183.0	6822.4	41398.4				
July/Luuliyo	1341.3	2294.3	3636.6	10394.5	10888.8	--	3088.1	5849.4	19826.3	7535.7	41393.2				
August/Agosto	2170.6	2695.9	4866.5	13181.5	11107.0	--	3098.8	5677.1	19882.9	7965.4	45896.4				
September/Sebtembar	1122.2	2795.4	3917.6	15126.4	11844.2	--	3121.3	5802.5	20767.9	8465.9	48277.9				
October/Oktoobar	1890.2	3030.3	4920.5	16756.1	12608.8	--	3133.7	5248.5	20991.0	9022.9	51690.5				
November/Nofembar	1861.9	3003.8	4867.7	17013.4	11836.1	--	3863.1	5810.1	21509.3	9413.2	52801.6				
December/Disembar	2007.3	3386.4	5393.7	15249.5	14315.3	--	3930.7	6523.6	24769.6	15247.3	60660.1				

SOURCE : CENTRAL BANK OF SOMALIA
XIGASHO : BANGIGA DHEXE EE SOOMALIYEED

SECTION 9 BANKING
QAYBTA 9 BANGIGA
TABLE/SHAXDA 9.2

COMMERCIAL BANK STATEMENT OF ACCOUNTS - LIABILITIES 1988
BANGIGA GANACSIGA XISABO CADDEYN -QARN 1988

(In millions of So.Sh.)

PERIOD/MUUDO	(2)	(3)	(4)	(5)	(6)	(7)	(8)	(9)	(10)	(11)	(12)	
	CIRCULAR CHEQUES/ JEEGAGGA WAREEGGA	PRIVATE QAYBTA Current Accounts/ Xisabta Socota	SECTOR DHITADA Savings/ Free/ Muddo aan lahayn	DEPOSITS KHARSKA Kays Time/ Muddo	Total/ Dhammaan	CREDITS FROM CENTRAL BANK/ AMAAH SIINTA Bangiga Dhexe	FOREIGN ACCOUNTS/ XISAB DIBADEED	OTHER LIABIL- ITIES/ QAMAAHA KALE	TOTAL LIABIL- ITIES/ QAMAAHA DHAMMAAN	CAPITAL & TOTAL RESERVES/ MALKKA & KAYDKA DHAMMAAN KARSAMALKKA & QAMAAHA		
January/Jannaayo	1,121.4	15,379.4	4,470.7	3,522.0	2,337.2	3,122.6	--	6,269.0	33,885.2	14.5	33,899.6	
February/Februaayo	2,793.9	15,127.6	4,350.3	3,075.4	22,553.3	3,121.7	--	6,619.2	35,088.2	14.5	35,102.6	
March/Maarso	844.7	15,788.7	4,543.8	3,292.5	23,625.0	3,389.6	--	6,619.2	34,775.4	14.5	34,789.9	
April/Abriile	1,263.9	15,380.6	5,299.6	3,997.3	24,677.5	2,671.0	--	6,882.7	35,495.1	14.5	35,509.6	
May/Maajo	1,749.0	13,409.9	5,473.0	4,060.9	22,943.8	2,988.3	--	8,326.5	36,007.6	14.5	36,022.1	
June/Juun	2,531.4	14,597.3	5,241.3	4,256.2	24,094.8	3,168.6	--	11,589.2	41,383.8	14.5	41,398.4	
July/Luuliyo	1,392.8	14,724.7	5,212.6	4,238.5	24,175.8	3,270.9	--	12,539.2	41,378.7	14.5	41,393.2	
August/Agosto	2,481.7	16,670.2	5,535.6	4,753.7	26,959.4	4,272.4	--	12,168.3	45,881.9	14.5	45,896.4	
September/Sebtembar	2,585.6	17,355.0	5,644.9	4,954.4	27,954.3	4,001.7	--	13,722.4	48,263.4	14.5	48,277.9	
October/Oktoobar	2,582.0	18,827.4	6,210.1	5,265.6	30,303.9	3,781.3	--	15,009.6	51,676.1	14.5	51,690.5	
November/Nofembar	2,293.2	17,669.9	6,518.1	5,849.9	30,037.9	3,311.4	--	17,144.6	52,787.1	14.5	52,280.6	
December/Disembar	2,999.2	19,848.5	7,669.9	6,345.9	33,864.3	4,943.6	--	18,838.5	60,645.6	14.5	60,660.1	

SOURCE : CENTRAL BANK OF SOMALIA
XIGASHO : BANGIGA DHEXE EE SOOMALIIYEED

SECTION 9 BANKING
QAYBTA 9 BANGIGIGA
TABLE/SHAYXA 9.3

CENTRAL BANK STATEMENT OF ACCOUNTS - ASSETS 1988
BANGIGIGA DHEXE XISAAB CADDEYN - HANTI 1988

(In millions of So.Sh.)

PERIOD/MUDDO	(2)	(3)	(4)	(5)	(6)	(7)	(8)	(9)	(10)	(11)	(12)
January/Jannaayo	1,733.0	3,181.5	--	515.1	3,696.6	4,954.8	13,652.4	18,607.2	3,920.7	30,108.9	58,066.4
February/Febraayo	1,953.3	2,950.0	--	50.0	3,000.0	5,934.1	13,692.6	19,626.7	5,206.4	30,591.1	60,377.5
March/Maarsa	1,915.2	2,337.2	--	249.8	2,587.0	6,008.1	13,890.3	19,898.4	5,620.5	30,603.3	60,624.4
April/Abriile	1,898.3	3,214.3	--	157.2	3,371.5	6,139.7	13,903.6	20,043.3	5,735.2	30,502.8	61,551.1
May/Maajo	1,936.0	4,352.9	--	333.8	4,686.7	4,774.1	13,782.7	18,556.8	6,072.4	31,110.6	62,355.5
June/Juun	3,145.5	5,978.7	--	912.6	5,005.9	5,339.8	15,014.3	20,354.1	5,208.0	55,233.9	89,007.4
July/Luuliyo	3,103.8	5,572.5	--	712.6	4,859.9	6,042.4	5,687.2	21,729.0	5,447.8	55,139.9	90,281.0
August/Agosto	3,174.0	6,066.8	--	1,051.6	5,015.2	5,671.1	16,561.7	22,232.8	5,568.2	55,238.9	91,229.1
September/Sebtembar	3,292.1	6,009.9	--	1,176.1	4,833.8	5,611.4	17,093.6	22,645.0	5,970.4	62,378.2	99,119.5
October/Oktoobar	4,530.8	5,584.7	--	726.3	4,519.0	5,680.3	18,279.6	23,959.9	6,129.8	68,390.9	107,531.3
November/Nofembar	4,193.7	6,561.4	--	526.8	5,835.1	5,909.2	18,513.5	24,422.7	6,343.5	68,955.1	109,750.1
December/Oisembar	6,014.6	6,781.0	--	--	6,254.2	4,824.0	22,918.3	27,742.3	6,178.2	62,233.0	108,422.3

SOURCE : SOMALI CENTRAL BANK
XIGASHO : BANGIGIGA DHEXE EE SOOMAALIYEED

SECTION 9 BANKING
QAYBTA 9 BANGIGA
TABLE/SIAXDA 9.4

CENTRAL BANK STATEMENT OF ACCOUNT - LIABILITIES 1988
BANGIGA DHEXE XIGSAB CADDEYN - QARN 1988

(In millions of So.Sh.)

(In millions of So.Sh.)

PERIOD/ MUDOO	(1)	(2)	(3)	(4)	(5)	(6)	(7)	(8)	(9)	(10)	(11)	(12)	(13)	(14)
		Circulation (Net)/ Waregga lacagta (Saafi)	Circular Cheques/ Jaagag- ga War- lacagta egga	Foreign Liabili- ties/De- bitan Dibe- deed	Minimum reserve requirements/ Kaldka mahuur- raanka ah	Others/ Kale maan	Specialized Instit. Deposits/ Dhitada	Government Deposits/ Dhitada	Special Public Entities/ Deposits/ Dhitada	Capital & Reserves/ Hantida Kaydka	Special Drawing Rights/ Lacag lagu Daadan Karo	Other Liabili- ties Qaamaha Kale	Total Liabili- ties Qaamaha Dhamaan- tood	
January/Jannaayo	13357.3	1059.8	29872.2	1688.4	--	1688.4	184.5	4500.9	553.9	129.7	1768.2	4962.4	58066.4	
February/Februaayo	13845.2	952.3	29690.2	1688.4	--	1688.4	114.1	6379.9	536.1	129.7	1768.2	5273.4	60377.5	
March/Maarsa	14443.6	897.1	29487.0	1688.4	--	1688.4	44.8	5868.8	594.8	129.7	1768.2	5702.0	60624.4	
April/Abrriile	14777.5	978.7	29450.5	2002.4	--	2002.4	33.8	5991.0	605.2	129.7	1768.2	5813.1	61551.1	
May/Maajo	15507.9	1114.7	29383.3	2002.4	--	2002.4	26.9	5566.0	611.5	129.7	1768.2	6143.9	62354.5	
June/Juun	16151.2	956.8	52994.2	2002.4	--	2002.4	12.5	5536.7	739.7	129.7	3328.8	7155.4	89007.4	
July/Luuliyo	17109.9	836.4	52923.4	2002.4	--	2002.4	27.4	6229.7	733.4	129.7	3328.8	6959.7	90281.0	
August/Agosto	17851.6	999.4	52176.8	2303.0	--	2303.0	35.2	5989.5	648.4	129.7	3911.3	7184.2	91229.1	
September/Sebtembar	18886.5	866.7	58867.9	2302.9	--	2302.9	60.8	4518.0	787.6	129.7	4369.8	8329.6	99119.5	
October/Oktoobar	20300.2	744.3	64637.5	2303.9	--	2302.9	146.7	5114.1	964.7	129.7	4756.1	8436.1	107531.3	
November/Nofembar	21737.6	780.9	64792.6	2302.9	--	2302.9	70.8	5623.6	922.9	129.7	4813.5	8375.6	109750.1	
December/Disembar	23040.6	847.6	59461.2	2630.6	--	2630.6	171.8	7624.2	1199.0	130.6	4993.3	8323.4	108422.3	

SOURCE : CENTRAL BANK OF SOMALIA
XIGSABO : BANGIGA DHEXE EE SOOMALIYEED

SECTION 9 BANKING
QAYNTA BANGIGA
IFOLE/SHAYKA 9.5

SOMALI INTERNATIONAL RESERVES 1988
KAYKA QALAMIGA AH EE SOOHALIYEED 1988

(In million of So.Sh.)

PERIOD/ MUDUD	A S S E T S			L I A B I L I T I E S					O R A N		NET POSITION								
	(2)	(3)	(4)	(5)	(6)	(7)	(8)	(9)	(10)	(11)		(12)	(13)	(14)	(15)	(16)	(17)	(18)	(19)
	Gold/Dahab	Reserve position IMF/ heerka kaydema la gaa	Drawing rights/Banay/ kaydaha adhaasirta	Foreign exchange/Sariika lacagaha galaxee hantida	Total/Dhamaan	Securities/Rahasad cansuuxa lays hayo	Credit lines and clearing/hantirka dayta iyo wixii la bixiyay (dayn)	Total - - - - - Dhamaan	Commercial Bank's foreign exchange/ Sariika shirkadaha ee bankiyada gacsiiga	TOPAL FOREIGN ASSETS/DHAMAAN	Use of fund credit/ Istismalka lacagta dayta sh	Nonresident and deposits/ Chitada dadka aan degganayn Xisabtooda socodka	Credit line in convertible currency/lacagta la bedash	Clearing/Mixii la bixiyay dayn	Medium and long term loans/ Dayn dhexe iyo mid dheer	Total/Dhamaan	Commercial Bank's liabilities/ Daarta Bankiyada Gacsiiga	TOPAL FOREIGN LIABILITIES/ Daarta Bankiyada Gacsiiga	NET POSITION
January/Januaayo	888.1	—	—	886.2	1729.3	—	3.7	1738.0	6372.4	8105.4	17872.4	2022.9	—	719.2	9257.5	29872.0	—	29872.0	-21766.6
February/Februaayo	888.1	—	—	1116.4	1949.5	—	3.7	1953.2	6224.2	8177.4	17872.4	1841.1	—	719.2	9257.5	23690.2	—	23690.2	-21512.8
March/Marso	888.1	—	—	1078.4	1911.5	—	3.7	1915.2	5965.8	7881.0	17872.4	1637.9	—	719.2	9257.5	29487.0	—	29487.0	-21806.0
April/Apriille	888.1	—	—	1061.5	1894.6	—	3.7	1898.3	6056.8	7955.1	17872.4	1601.5	—	719.2	9257.5	29450.6	—	29450.6	-21495.5
May/Maajo	888.1	—	—	1099.1	1932.2	—	3.7	1955.9	6682.5	8518.4	17872.4	1534.3	—	719.2	9257.5	29383.4	—	29383.4	-20765.0
June/Juun	888.1	—	—	2300.6	3133.7	—	11.7	3145.4	11105.2	14230.6	31940.6	2441.4	—	1402.9	17209.3	52994.2	—	52994.2	-38743.6
July/Luulyo	888.1	—	—	2353.5	3096.6	—	7.2	3103.8	10935.5	13498.3	31940.6	2375.1	—	1398.3	17209.3	52323.3	—	52323.3	-39425.0
August/Agosto	888.1	—	—	2346.9	3164.0	—	9.9	3173.9	13181.5	16355.4	27717.9	2451.6	—	1630.9	20376.3	52176.7	—	52176.7	-36821.3
September/Sebtembe	888.1	—	—	2446.9	3200.0	—	11.9	3291.9	15126.4	18418.3	31846.1	2544.7	—	1804.2	22572.9	58867.9	—	58867.9	-40449.6
October/Oktoober	888.1	—	—	3686.7	4519.8	—	11.0	4530.8	16756.1	21206.9	35272.8	2829.3	—	1923.6	24611.8	64637.5	—	64637.5	-43350.6
November/Novembar	888.1	—	—	3948.8	4182.9	—	10.7	4198.6	17013.4	21207.3	35789.2	2326.4	—	1987.7	24698.2	64792.5	—	64792.5	-43885.2
December/Disembar	1902.0	—	—	4100.9	6008.9	—	10.6	6014.5	15249.5	21640.0	29248.6	2445.3	—	2057.6	25709.7	59461.2	—	59461.2	-48197.2

SOURCE : CENTRAL BANK OF SOMALIA
XIGIISO : BANGIGA DEXE EE SOOHALIYEED

SECTION 9 BANKING
QAYBTA 9 BANGIGA
TABLE/SHAXDA 9.6

MOGADISHU CLEARING HOUSE TRANSACTION DEBITS AND CREDITS 1988
HOYGA ISDHAFSIGA DEYNTA IYO AMAAHDA EE MUQDISHO, 1988

(In thousands of Somali Shillings)

PERIOD/ MUDDO (1)	CIRCULAR CHEQUES JEEGAGGA WAREEGA		CHEQUES/ JEEGAGGA		TOTAL/DHAMMAAN	
	No./ Tiro (2)	Amount Inta (3)	No./ Tiro (4)	Amount/ Inta (5)	No/ Tiro (6)	Amount/ Inta (7)
January/Jannaayo	2,739	495,857	625	559,118	3,364	1,054,975
February/Febraayo	3,178	703,244	620	344,446	3,798	1,047,690
March/Maarso	2,128	332,883	580	415,950	2,708	784,833
April/Abriile	1,845	343,305	582	1,034,279	2,427	1,377,584
May/Maajo	1,879	330,760	524	1,003,042	2,403	1,333,802
June/Juun	1,594	343,412	469	1,304,556	2,063	1,647,968
July/Luulyo	2,552	506,889	725	876,113	3,277	1,383,002
August/Agoosto	2,365	559,578	599	1,070,308	2,964	1,629,886
September/Sebtember	2,400	484,193	702	1,066,307	3,102	1,544,500
October/Oktoober	3,354	678,381	521	1,264,684	3,875	1,943,065
November/Nofember	3,202	631,708	696	2,624,644	3,898	3,256,352
December/Disember	3,204	520,307	450	1,354,765	3,654	1,875,072

SOURCE : CENTRAL BANK OF SOMALIA
XIGASHO : BANGIGA DHEXE EE SOOMAALIYEED

SECTION 9 BANKING
QAYBTA 9 BANGIGA
TABLE/SAXXDA 9.7

MONETARY SURVEY 1988 - SAHAN LACAGEED 1988

(in millions of Somali Shillings)

PERIOD/ MUDUD	FOREIGN ASSETS/ (NET)	C L A S S - - - Gover- ment (Net)	P u b l i c Entiti- ties/ Wakaala- daha Ismaamu- la	(4)	(5)	(6)	(7)	(8)	(9)	(10)	(11)	(12)	(13)
		Private Sector/ Qaybta khaaska ah	Total/ Dham- maan	MONEY SUPPLY (I) - - Money in circulation	Demand deposits/ Daymaanka yaala	Current Accounts/ Xisaabta socota	Circular Cheques/ Jeegagga Mareegga	Total/ Dhammaan	QUASI MONEY/ LACAGTA KEYOSIGA	MONEY SUPPLY (II) (10+11) DHIIBID LACAGEED	OTHER ITEMS (NET) XISAAB- TA KALE (SARFI)		
January/Januaayo	-21766.8	14107.2	6221.7	14124.9	34453.8	12576.1	15673.0	2151.1	30510.2	8447.6	38558.8	-26271.8	
February/Februaayo	-21512.7	13669.6	7515.6	14907.2	35669.6	13042.0	15343.9	3746.2	32132.1	7659.7	39991.8	-25835.0	
March/Marso	-21606.0	14029.5	7932.0	14595.9	36499.3	13241.8	15994.4	1741.8	30978.0	8270.3	39248.3	-24355.0	
April/Abrilile	-21495.4	14052.3	9025.7	14391.7	37469.7	13425.8	15636.6	2242.6	31305.0	9680.9	40985.9	-25011.6	
May/Maajo	-20765.0	12990.8	9900.8	13989.9	36881.5	13851.3	13665.2	2863.7	30380.2	9918.0	40298.2	-24181.7	
June/Juun	-38743.5	14817.4	9383.9	15007.1	39208.4	14157.8	14365.5	3488.2	32611.5	9881.5	42483.0	-42028.0	
July/Loolyo	-39425.1	15500	10291.1	14983.9	40775.0	15768.6	15101.5	2229.2	33099.3	9835.3	42934.6	-41584.8	
August/Agosto	-35821.3	15243.3	10261.3	15190.0	41694.6	15581.0	16969.6	3481.1	36131.7	10673.5	46805.2	-40931.9	
September/Setember	-30449.4	18127	11046.2	15692.3	44865.5	17764.3	17819.2	3452.3	39035.8	10983.5	50019.3	-45503.2	
October/Oktoober	-43350.6	18845.8	11271.6	15849.2	45965.6	18410.0	19560.5	3326.3	41296.3	11854.2	53151.0	-50505.0	
November/Noofember	-43585.5	18599.1	11646.5	16206.3	42451.9	19875.7	18135.3	3074.1	41085.1	12896.4	53981.5	-51115.1	
December/Diseember	-38197.1	20118.7	11845.5	19102.4	51066.0	21033.3	20555.2	3846.8	45435.3	14679.7	60115.0	-47246.4	

SOURCE : SOMALI NATIONAL BANK
XIGASHO : BANGIGA DHEXE EE SOMALIA

SECTION 10 PRICES
QAYBTA 10 SICIRADA
TABLE/SHAXDA 10.1

MOGADISHU CONSUMER PRICE INDEX, 1988 1977=100
TUSAHA SICIRKA QUUDASHADA EE MUQDISHO, 1988 1977=100

MONTHS/ BILO	Food/ Cunto	Beverage & Tobacco/ Cabbid & Tobaako	Clothes/ Dharka	House Rent/ Ijaar	Fuel & Lighting/ Shidasho & iftiin- sasho	Miscellia- neous/ Kharajka Kale	General Index/ Tusaha Guud
(1)	(2)	(3)	(4)	(5)	(6)	(7)	(8)
January/Jannaayo	2409.97	3856.68	2199.17	2864.36	5586.28	3879.63	2849.88
February/Febraayo	2746.7	3701.40	2326.04	2877.86	5110.06	4312.64	3122.28
March/Maarso	2972.43	3814.10	2715.38	2955.45	5294.35	4644.86	3358.60
April/Abriile	3389.98	3942.05	2911.76	3154.83	5408.60	4690.36	3703.49
May/Maajo	3559.34	4646.76	3131.75	3154.83	5472.03	5114.73	3891.29
June/Juun	3829.22	5077.54	3261.57	3242.06	5659.76	5343.64	4136.29
July/Luulyo	4050.34	5093.78	3437.42	3447.38	5751.33	5575.28	4349.09
August/Agoosto	4805.73	5019.31	3496.78	3760.99	5609.53	5659.02	4931.50
September/Sebtember	4904.88	5169.64	3493.72	4438.96	8627.00	6252.23	5300.35
October/Oktoober	4922.46	5702.83	3583.41	4793.37	7978.34	7591.10	5446.36
November/Nofember	5193.59	6016.36	3866.77	4812.65	7866.89	8065.52	5784.66
December/Disember	5072.87	7304.76	4002.14	5103.13	8381.86	7946.06	5762.05

SOURCE: CENTRAL STATISTICAL DEPARTMENT
XIGASHO: WAAXDA DHEXE EE ISTAATISTIKADA

Fig 4: Mogadishu CPI Jan 1978-Dec 1988

Accumulated monthly general index

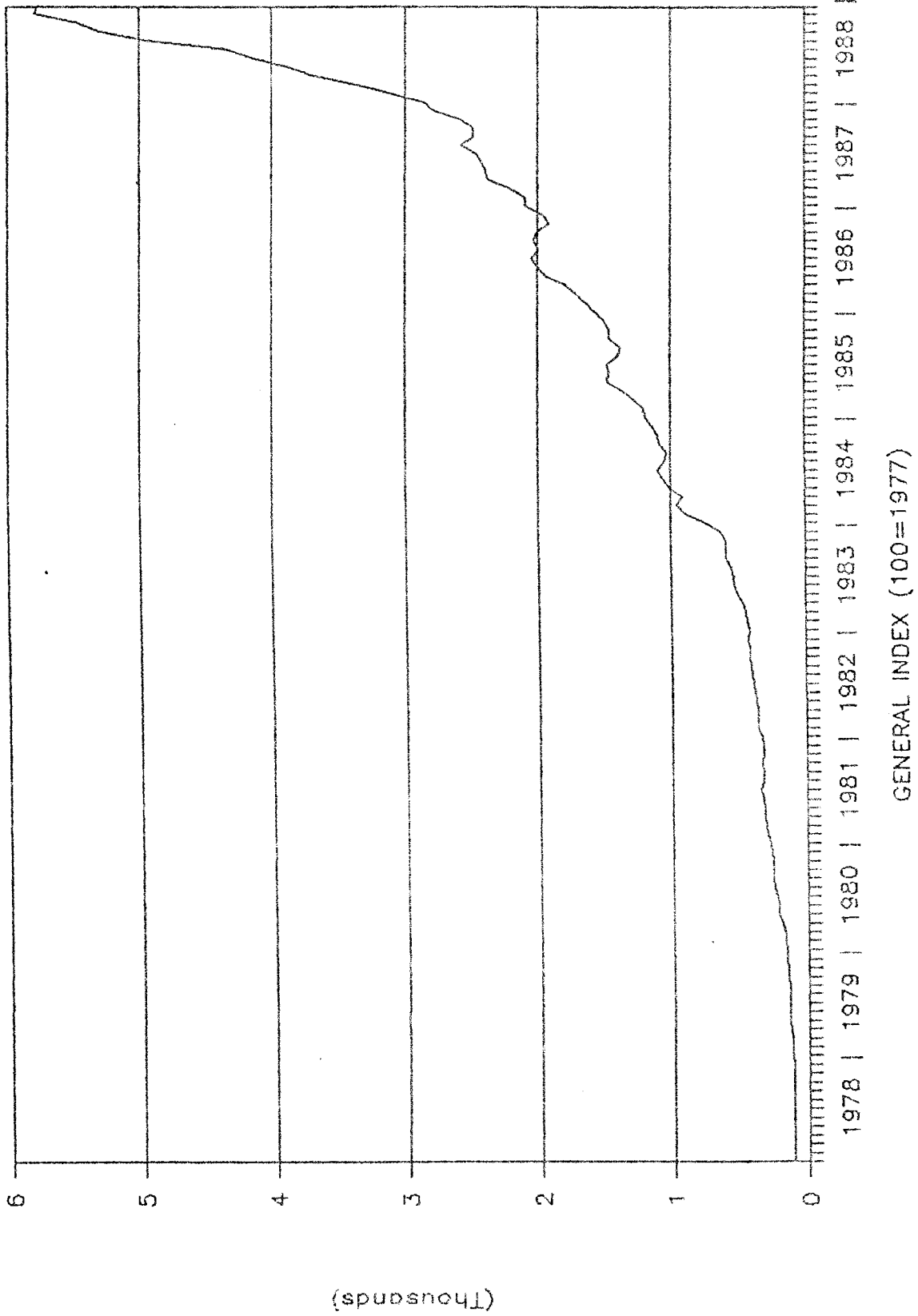
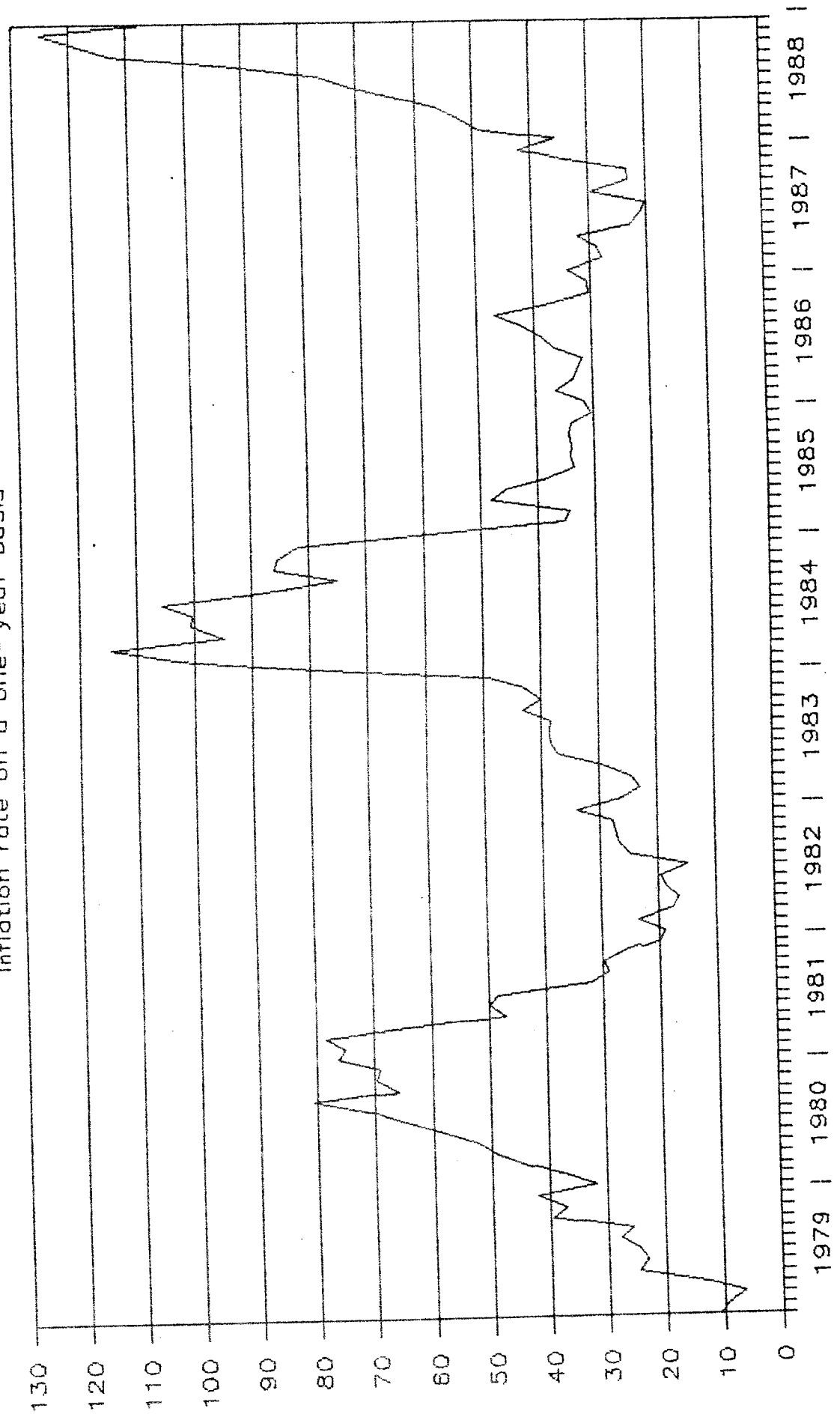


Fig 5: Mogadishu CPI Jan 1979-Dec 1988
Inflation rate on a one-year basis



Computed as: $100 * I(t) / I(t-12) - 100$

SECTION 10 PRICES
QAYBTA 10 SICIRRADA
TABLE/SHAXDA 10.2

MOGADISHU CONSUMER PRICE INDEX BY ITEMS, 1988
TUSAHA SICIRKA QUUDASHADA EE MUQDISHA OO U KALA BAXSAN BADEECADAHA, 19

ITEMS/SHEEYO	UNIT	BASE PRICE DEC 1985/ SICIRKA SALDH. DIS 1985	AVERAGE PRICE TIRADHEXAADKA SICIRKA, 1988
Maize/Galley	1 suus	52.00	136.00
Rice/Bariis	1 kilo	40.00	185.00
Wheat flour/Bur Qamadi	"	40.00	109.00
Bread/Rooti iyo muufo	1 pcs	3.00	8.00
Spaghetti/Baasto	1 kilo	48.00	140.00
Camel meat/Hilib geel	1 kilo	100.00	316.00
Beef meat/Hilib Lo'	"	110.00	360.00
Goat meat/Hilib riyo	"	120.00	412.00
Cow's milk/Caano lo'	1 dhalo	25.00	63.00
Milk powder/Caano Boore	900 gram	450.00	104.00
Eggs/Ukun	1 pcs	8.00	23.00
Sesame oil/Saliid sisin	1 litre	180.00	447.00
White oil/Saliid cad	"	91.00	267.00
Garlic/Toon	1 kilo	213.00	984.00
Ripe onions/Basal	"	45.00	104.00
Tomatoes\Yaanyo	"	49.00	115.00
Bananas/Muus	"	13.00	46.00
Limes/Liin dhanaan	"	45.00	61.00
Grape fruit/Bambeelmo	1 pcs	18.00	47.00
Papaya/Babaay	"	20.00	47.00
Red beans/Digir cas	1 suus	54.00	209.00
Potatoes/Bataati	1 kilo	94.00	249.00
Green pepper/Baasbaas cagaaran	"	20.00	56.00
Canned tomato sauce/Yaanyo	70 gram	13.00	50.00
Sugar/Sonkor	1 Kilo	40.00	229.00
Tea/Shah	1 kilo	242.00	577.00
Salt/Cusbo	"	10.00	21.00
Cardamon/Hayl	"	1000.00	2618.00
Sugar paste/Xalwada	"	100.00	321.00
Ginger/Sanjabiil	"	239.00	401.00
Yeast/Karbuunato	"	320.00	750.00
Coffee, milled/Bun	"	54.00	134.00
Soft drinks/Kooka, Faanta	1 bottle	20.00	37.00
Ice/Baraf	1 kilo	10.00	76.00
Juice, imported/Mango (Dibedda)	1 tin	249.00	965.00
Cigarettes, local, Sigaarka (Waddani)	1 package	84.00	158.00
Cigarettes, imp./Sigaarka (Dibedda)	"	120.00	267.00
Langre/Macawis	2 yards	400.00	1802.00
Shirt, ready made/Shaaati tolan	1 pcs	575.00	1639.00
Trousers, ready made/ Surwaal tolan	1 pair	875.00	2207.00
Sandals, local/Sandalo (waddani)	"	325.00	1237.00
Shoes, imported/Kabaha (Dibedda)	"	1150.00	2520.00
Shawl/Garbasaar	2 yards	800.00	1522.00

SECTION 10 PRICES
QAYBTA 10 SICIRRADA
TABLE/SHAXDA 10.2

MOGADISHU CONSUMER PRICE INDEX BY ITEMS, 1988
TUSAHA SICIRKA QUUDASHADA EE MUQDISHA OO U KALA BAXSAN BADEECADAHA, 19

ITEMS/SHEEYO	UNIT	BASE PRICE DEC 1985/ SICIRKA SALDH. DIS 1985	AVERAGE PRICE TIRADHEXAADKA SICIRKA, 1988
Sari/Gareys	6 yards	950.00	2020.00
Frock, 2nd/Cambuur 2aad	3.5 yards	1150.00	2020.00
Head wear/masar fasaleti	1 sqm	450.00	908.00
Sandals, local/Kabaha (Waddani)	1 pair	160.00	1007.00
Shoes, imported/Kabaha (Dibedda)	"	700.00	1865.00
Shirt/Shaati	1 pcs	400.00	1018.00
Frock/Cambuur	"	600.00	1425.00
Trousers/Surwaal tolan	1 pair	575.00	1471.00
Sandals, local/Kabaha (Waddani)	"	70.00	735.00
Shoes, imported/Kabaha (Dibedda)	"	650.00	1875.00
House rent/Ijaarka gur.	1 month	766.00	1919.00
Water cost/Qiimaha biy.	1 cbm	10.00	27.00
Electricity/Korontada	1 kWh	4.25	25.00
Kerosene/Gaas	4 litres	110.00	209.00
Charcoal/Duxul	1 quintaal	500.00	604.00
Petrol/Shidaalka	1 litre	20.00	42.00
Airplane ticket/Tikidka dayuuradaha	1 ticket	10760.00	29550.00
Bus ticket/tikidka baska	"	4.00	11.00
Bed/sariir	1 pcs	1900.00	7392.00
Easy chair/Kursi raaxeed	"	525.00	4031.00
Refrigerator/Talajad	"	65000.00	191667.00
Sofa/Soofe	1 set	5500.00	15879.00
Batteries/Bayteri	1 pcs	17.00	59.00
Matches/Taraq	1 box	4.00	11.00
Washing soap/Saabuunta dhaaqidda	1 pcs	22.00	76.00
Insecticides//Cayayaan dil	1 tin	100.00	318.00
Washing powder/Budada dhaaqidda	1 package	13.00	37.00
Frankinscence/Maydhaxda	1 kilo	100.00	254.00
Medicines/Caafimaadka Asp., Pen.		35.00	61.00
Television/Telefishanka	1 pcs	82500.00	171042.00
Cinema/Shineemo	1 ticket	10.00	22.00
Toilet soap/Saabuunta musqusha	1 pcs	32.00	84.00
Shampoo/Shambada	1 bottle	46.00	134.00
Hair oil/Saliida Timaha	"	40.00	102.00
Gold, 21 carat/dahab 21karat	1 gram	1400.00	4404.00
Watch/Saacad	1 pcs	5000.00	9483.00
Food at restaurant/Cuntada makhaayada	1 meal	46.00	95.00

SOURCE : CENTRAL STATISTICAL DEPARTMENT
XIGASHO : WAAAXDA DHEXE EE ISTAATISTIKADA

SECTION 11 TRANSPORT & COMMUNICATION
 QAYBTA 11 GAADIIDKA & ISGAARSIINTA
 TABLE/SHAXDA 11.1

LOADED CARGO AT SOMALIA'S MAJOR HARBOURS, 1986-1988
 ALAASTA LAGA RARAY DEKEDAHA WAAWEYN EE SOOMAALIYA, 1986-1988

('000 TONS)

MONTHS/ BILLO	BERBERA			MOGADISHU			KISMAAYO		
	1986	1987	1988	1986	1987	1988	1986	1987	1988
(1)	(2)	(3)	(4)	(5)	(6)	(7)	(9)	(10)	(11)
January/Jannaayo	4.5	1.6	3.7	4.4	1.1	4.9	3.5	9.1	4.6
February/Febraayo	1.7	2.3	2.1	1.2	--	3.8	3.8	5.1	13.9
March/Maarso	3.3	2.0	2.2	2.9	--	3.0	2.1	16.8	4.9
April/Apriile	1.2	2.3	2.7	4.1	1.8	3.2	5.5	4.6	4.4
May/Maajo	3.2	3.9	1.6	4.6	--	3.6	1.6	5.1	3.5
June/Juun	2.6	4.3	--	4.7	2.4	2.6	8.0	4.5	3.7
July/Luulyo	8.5	20.9	--	2.2	3.5	4.4	5.2	3.5	3.1
August/Agoosto	12.1	3.2	--	1.3	2.3	3.0	4.5	3.6	7.4
September/Sebteabe	1.3	2.2	--	--	--	1.1	6.3	6.6	4.0
October/Oktoober	1.7	2.2	--	--	2.4	1.7	4.2	8.0	11.6
November/Nofembar	3.2	2.4	--	1.1	10.8	2.9	8.7	13.6	9.9
December/Disembar	2.4	4.3	--	--	5.5	1.6	15.6	5.2	15.7
TOTAL/DHANMAAN	45.7	51.6	12.3	26.5	29.8	35.8	69.0	85.7	86.7

SOURCE: MARITIME DEPARTMENT
 XIGASHO: WAAXDA BADDA

SECTION 11 TRANSPORT & COMMUNICATION UNLOADED CARGO IN SOMALIA MAJOR HARBOURS, 1986-1988
 QAYBTA 11 SHARJIIDKA & ISGARRSIINTA ALAABTA LAGA SOO DEJIYAY DEKEDAHA WAAHEYN EE SUUQAALIYA, 1986-1988
 TABLE/SHEXDA 11.2

MONTHS/ BILLO	('000' TONS)									
	B E R B E R A		M O G A D I S H U			K I S M A Y O				
	1986	1987	1988	1986	1987	1988	1986	1987	1988	1988
(1)	(2)	(3)	(4)	(5)	(6)	(7)	(8)	(9)	(10)	(10)
January/Jannaayo	7.8	3.9	26.5	73.5	50.8	59.9	7.3	1.5	5.2	5.2
February/Febraayo	13.5	20.1	10.6	16.3	71.5	27.3	2.5	--	4.5	4.5
March/Maarso	23.0	6.0	1.4	61.0	42.8	29.7	2.1	6.3	--	--
April/Apriile	25.9	16.8	20.4	61.9	23.6	60.1	3.2	8.6	11.7	11.7
May/Maajo	1.7	3.1	7.0	28.4	24.6	24.9	8.0	1.5	1.3	1.3
June/Juun	20.5	20.6	1.2	38.8	47.2	52.4	4.3	2.6	2.8	2.8
July/Luulyo	28.8	11.7	18.6	137.5	32.0	61.1	1.0	3.1	--	--
August/Agoosto	24.0	5.3	--	152.4	104.9	108.9	5.7	6.0	--	--
September/Sebtembe	26.3	20.9	--	56.0	75.3	9.3	4.0	8.4	--	--
October/Oktoober	29.6	7.4	--	35.5	49.1	37.0	2.0	2.4	7.1	7.1
November/Nofember	6.4	11.1	--	34.0	57.1	43.9	2.2	--	--	--
December/Diseember	13.0	7.1	--	28.5	56.9	70.1	6.3	3.3	3.8	3.8
TOTAL/DHAMMAN	220.5	134.0	85.7	723.8	635.8	584.6	48.6	43.7	36.4	36.4

SOURCE : MARITIME DEPARTMENT
 XIGASHO : WAAQDA BADDA

SECTION 11 TRANSPORT & COMMUNICATION
 QAYBTA 11 GAADIIDKA & ISGAARSIINTA
 TABLE/SHAXDA 11.3

SUMMARY OF AIRLINE TRAFFIC STATISTICS (SOMALI AIRLINES), 1988
 KOOBIDDA XOGTA DUULIMADKA DAYUURADHA (SHIR.DAYUURADHA SOMAALIYEED), 1988

DESCRIPTION/ TILMIIRAN	Jan Jan	Feb Feb	March Maar	April Abr	May Maaj	June Juun	July Lul	Aug Agos	Sept Seb	Oct Okt	Nov Nof	Dec Dis	Total Dhammaan
(1)	(2)	(3)	(4)	(5)	(6)	(7)	(8)	(9)	(10)	(11)	(12)	(13)	(14)
Freight tonnes carried/ (Xamuul)	120	89	101	103	546	82	89	117	102	99	208	178	1,834
Mail tonnes carried (Boostada)	3	5	5	4	22	4	4	5	7	7	7	6	79
% Weight load factor (Culayska inta u yahay)	57.8	47.5	52.2	54.7	52.1	56.1	49.3	50.6	62.8	51.9	47.8	58.9	60.3
Percentage passengers load fact./ (Inta qof ee qaaday ku aaday)	65.7	56.3	60.7	64.8	59.2	68.0	62.1	60.0	55.0	54.8	37.5	39.3	50.0
Aircraft km / (Inta km ku aaday)	370	317	269	306	296	235	369	323	279	266	225	254	3,508
1000 seat km available (Inta kuraas)	43,763	39,378	37,864	37,229	39,592	33,476	52,156	46,237	40,181	36,325	35,134	36,721	478,056
1000 passenger km per- formed/ (Inta qof ee km aaday)	28,746	22,154	22,985	24,123	23,451	22,753	32,365	27,747	25,237	18,862	16,785	21,639	286,937
1000 ton km available/ (Inta tan)	5,255	4,866	4,646	4,546	4,848	4,155	6,519	5,675	4,937	3,843	5,791	6,171	61,252
1000 ton km performed: a) Pass. Incl. Baggage b) Freight incl. exp. c) Mail d) Total (a+b+c)	2,580 448 12 3,040	1,990 300 21 2,311	2,066 336 21 2,424	2,159 311 15 2,485	2,108 398 18 2,523	2,044 265 19 2,329	2,874 323 19 3,215	2,494 310 68 2,872	2,270 413 27 2,709	1,695 381 33 2,108	1,525 620 26 2,171	1,941 457 27 2,425	25,746 4,561 304 39,612
Aircraft hours airborn	737.23	614.12	706.56	633.06	589.17	639.01	769.18	639.30	510.59	600.15	529.49	637.37	7,607.13
Aircraft departures	374	266	207	294	259	203	255	231	187	228	189	199	2,886
Passengers carried/ Inta qof ee la qaaday	9,141	8,900	9,799	9,758	10,617	10,973	12,832	14,059	12,660	10,837	9,413	9,859	128,848

SOURCE: SOMALI AIRLINES
 XIGASHO: SHIRKADDA DAYUURADHA SOMAALIYEED

SECTION 11 TRANSPORT & COMMUNICATION
 QAYBTA 11 GAADIIDKA & ISGAARSIINTA
 TABLE/SHAXDA 11.4

ROAD STATISTICS OF THE SOMALI DEMOCRATIC REPUBLIC, 1985-1988
 ISTAATISTIKADA WADDOOYINKA EE JAMHUURIYADDA DIMOOQRAADIGA
 SOOMAALIYA, 1985 - 1988

CATEGORY OF ROADS/ NOOCA WADDOOYINKA	1985	1986	1987	1988
(1)	(2)	(3)	(4)	(5)
I. Asphalt/Laami	2,444	2,560	2,690	2,757
II. Non asphalt/ Aan laami ahayn				
a) 1st category: Gravel roads/ Kuwa koowaad	527	565	802	844
b) 2nd category: Earth and track roads/ Kuwa labaad	4,015	18,519	19,100	20,480
TOTAL/DHAMMAAN	6,986	21,644	22,592	24,081

SOURCE : MINISTRY OF PUBLIC WORKS AND HOUSING
 XIGASHO : WASAARADDA HAWLAHA GUUD IYO GURIYEENTA

SECTION 11 TRANSPORT & COMMUNICATION
 QAYBTA 11 GADIIIDKA & ISGAARSIINTA
 TABLE/SHAXDAR 11.5

EXTERNAL TELEPHONE AND TELEX CALLS BY MONTHS, 1988
 WICID DIBADEEDKA TELEFOOMADA IYO TELEKISKA OO U
 KALA BAXSAN BIL BIL, 1988

MONTHS/ BIL	Telephone/Telefoonska		Telex/Telekiska	
	No. of calls/ Tirada la wacay (2)	Minutes/ Inta la daqiiqa- dood (3)	No. of calls/ Tirada la wacay (4)	Minutes/ Inta la daqiiqa- dood (5)
(1)				
January/Jannaayo	6,457	37,849	16,818	52,340
February/Februaayo	6,141	37,010	17,001	54,240
March/Maarso	6,180	37,186	17,717	55,705
April/Abrilile	6,506	37,728	16,000	51,699
May/Maaajo	6,595	38,378	17,213	55,429
June/Juun	7,271	37,861	20,023	64,842
July/Luulyo	7,238	39,247	16,155	52,095
August/Agoosto	7,341	39,684	18,476	57,756
September/Sebtember	6,481	40,988	16,465	52,331
October/Oktoober	7,526	46,533	15,689	49,419
November/Nofember	5,426	25,948	16,920	52,856
December/Disember	7,927	45,364	14,894	45,414
TOTAL/DHAMMAAN	81,089	463,776	203,371	644,126

SOURCE : MINISTRY OF POST AND TELECOMMUNICATION
 XIGASHO : WASARADDA BOOSTADA IYO ISGAARSIINTA

SECTION 11 TRANSPORT & COMMUNICATION
QAYBTA 11 GAADIIDKA & ISGAARSIINTA
TABLE/SHAXDA 11.6

ROAD ACCIDENTS 1986 - 1988
SHILALKA WADDOOYINKA 1986 - 1988

TRANSPORT/ GAADIIDKA (1)	NUMBER OF ACCIDENTS		
	1986 (2)	1987 (3)	1988 (4)
1. Baaburta Xoogga/Army	105	128	140
2. Baaburta Booliska/Police	80	102	108
3. Baaburta Ciidanka Asluubta/ Custodia Corps	22	22	8
4. Baaburta Ciidanka Guulwad. Ummadda/Milisia	45	22	18
5. Baaburta Ciidanka N.S.S-ta/ N.S.S.	45	211	89
6. Baaburta Dowladda Hoose ee Xamar/Local Government	50	37	52
7. Baaburta Dowladda G.D./ Government Transport	360	555	711
8. Baaburta XHKS/S.R.S. Party	40	20	26
9. Baaburta Gobanimadoonka So. Galbeed/W.L.F.	0	0	0
10. Baaburta Gobanimadoonka S. Abbo/Somali abbo	0	0	0
11. Baaburta Danjirayaasha C.D./ C.D.	35	78	80
12. Taksi Biyaasa/Taxi	205	303	269
13. Baaburta Xamuulka qaada/ Truck	885	124	1034
14. Mooto/Motor cycle	46	144	117
15. Baaskiil/Bicycle	25	0	16
16. Baaburta yar yar/Other cars	740	85	988
17. Gaari Dameer/Donkey	27	41	47
18. Gaari gacan/Cart	13	15	12

SOURCE : POLICE FORCE
XIGASHO : CIIDAMADA BOOLISKA

SECTION 11 TRANSPORT & COMMUNICATION
 QAYBTA 11 GAADIIDKA & ISGAARSIINTA
 TABLE/SHAXDA 11.7

STATISTICS OF MOTOR VEHICLES NEWLY REGISTERED IN THE
 SOUTHERN REGIONS BY MODEL OF VEHICLES, 1984 - 1988
 XOGTA GAADIIDKA LAGA DIIWAANGELIYAY GOBOLLADA KOONFUREED
 OO U KALA BAXSAN NOOCYADA GAADIIDKA, 1984 - 1988

	YEAR OF REGISTRATION/SANNADKA LA QORAY				
	1984	1985	1986	1987	1988
1. Small cars/ Baabuurta yar yar	4862	688	1430	5381	2564
2. Middle cars/ Baabuurta dhexe	1635	498	723	2196	768
3. Large trucks/ Baabuurta waaweyn	398	220	796	3295	231
4. Buses/ Basaska	170	78	N.A.	110	N.A.
5. Motor Cycles/ Mootooyinka	348	215	N.A.	113	151
6. Vans/ Rimoor	157	112	N.A.	65	59

(*) EXCLUDING GOVERNMENT VEHICLES, 1984 = 411, 1985 = 406
 1986 = 508 1987 = 169 1988 = 357
 WAXAA KA BAXSAN GAADIIDKA DOWLADDA, 1984 = 411, 1985 = 406
 1986 = 508 1987 = 169 1988 = 357

SOURCE : MINISTRY OF TRANSPORT
 XIGASHO : WASAARADDA GAADIIDKA DHULKA IYO CIRKA

SECTION 12 FUEL AND POWER
 QAYBTA 12 WAXYAALAHA LA SHITO & XOOGGOODA
 TABLE/SHAXDA 12.1

CAPACITY, PRODUCTION AND DISTRIBUTION OF
 ELECTRICITY IN MOGADISHU, 1986 - 1988
 ITAALKA SOO SAARIDDA IYO QAYBINTA
 KORONTADA MUQDISHO, 1986 - 1988

CAPACITY / ITAALKA	UNIT	1986	1987	1988
Central station Saldhigga dhexe	Kwh	12,341	9,739	6,491
Jezira station Saldhigga Jasiira	Kwh	118,724	104,390	124,814
PRODUCTION / SOO SAARIDDA	1000 Kwh	131,065	114,129	131,999
LOSSES / INTA LUNTAY	1000 Kwh	45,519	33,771	49,459
POWER UTILIZED / INTA LA INTIFACSADAY	1000 Kwh	85,546	80,358	82,540
REVENUE / LACAGTII SOO GASHAY (1000 So Sh)	1000 So Sh	631,942	895,432	2,239,051

SOURCE : NATIONAL AGENCY FOR ELECTRICITY POWER
 XIGASHO : WAKAALADDA XOOGGA KORONTADA UMMADDA

SECTION 12 FUEL AND POWER
 QAYBTA 12 WAXYAALAHA LA SHITO & XOOGGODA
 TABLE/SHAXDA 12.2

ELECTRICITY CONSUMPTION IN MOGADISHU BY PURPOSE
 AND TYPE OF CONSUMER, 1986 - 1988
 KORONTADA MUQDISHO LAGU ISTICMAALAY OO U KALA
 BAXSAN SIDII LOO KALA ISTICMAALAY IYO
 ISTICMAALAHA, 1986 - 1988

LIGHTNING - IFTIIN	UNIT	1986	1987	1988
Public Agencies/ Shirkadaha loo siman yahay	1000 Kwh	43,817	39,961	32,039
Private/ Gaarahaaneed	1000 Kwh	28,858	26,318	34,101
ELECTROMOTIVE FORCE/ XOOGGA LAGU ISTICMAALAY				
Public Agencies Shirkadaha loo siman yahay	1000 Kwh	6,576	2,557	9,531
Private/ Gaarahaaneed	1000 Kwh	3,005	1,168	2,192
ROAD LIGHTING/ JID IFIS				
Public Agencies/ Shirkadaha loo siman yahay	1000 Kwh	3,291	1,833	502
TOTAL/ DHAMMAAN	1000 Kwh	85,547	71,837	78,366

SOURCE : NATIONAL AGENCY FOR ELECTRICITY POWER
 XIGASHO : WAKAALADDA XOOGGA KORONTADA UMMADDA

SECTION 12 FUEL AND POWER
 QAYBTA 12 WAXYAALAHA LA SHITO & XOOGGOODA
 TABLE/SHAXDA 12.3

YEARLY SALES OF PETROLEUM PRODUCTS 1978-1988
 BY THE NATIONAL PETROLEUM AGENCY
 SHIDAALKII WAKAALADDA BETROOLKA UMMADDA IIBISAY
 SANNADKII 1978-1988

LITRES

YEAR/ SANO	MOGAS A-83 / BANSIIN	GASOIL 53/57 / NAAFTO CAD	KEROSENE GAAS	AV.GAS / SALIIDDA DAYUURADAHA	JET FUEL	FUEL OIL NAAFTO MADOOW
(1)	(2)	(3)	(4)	(5)	(6)	(7)
1978	27,249,628	84,490,742	4,824,638	2,599,358	11,495,688	--
1979	36,982,414	53,765,167	11,746,280	--	14,379,120	9,537,692
1980	46,425,997	120,109,900	11,343,369	161,148	6,197,474	14,001,700
1981	63,317,294	133,099,966	10,442,184	990,648	23,313,148	18,287,580
1982	59,483,346	143,184,091	20,075,231	339,460	20,797,993	--
1983	69,467,267	148,656,271	32,773,467	19,092,608	7,890	--
1984	52,461,602	122,545,493	13,557,850	--	17,665,998	19,044,200
1985	54,998,205	102,468,414	14,930,900	--	16,099,435	22,570,550
1986	56,194,297	175,418,324	10,550,505	--	14,464,711	39,914,000
1987	39,495,615	90,728,319	--	--	18,467,292	3,003,638
1988	46,425,228	122,659,437	--	--	18,329,841	12,237,383

SOURCE : NATIONAL PETROLEUM AGENCY
 XIGASHO : WAKAALADDA BATROOLKA UMMADDA

SECTION 13 CRIME
QAYBTA 13 DEMBIYORA
TABLE/SHAXOR 13.1

CRIMINAL STATISTICS FOR THE YEAR 1988
XOGTA DEMBIYADA EE SANAAKA 1988

	NO. OF CASES ENDING IN		-- INTA DAWAADDOO		NO. OF PERSONS CONVICTED TO		NO. OF PERSONS/										
	Acquit- tal/	Adminis- trative	Closed by attorney	Pending trial/	Death Oil	Life im- prison- ment	Impriso- nement/ Xariig	Fine/ Ganaax	Aquitted/ Max lagu waagey	Pending trial/ Muxkaad sugaya							
	(2)	(3)	(4)	(5)	(6)	(7)	(8)	(9)	(10)	(11)	(12)	(13)	(14)	(15)	(16)	(17)	(18)
CRIMES AGAINST PENAL CODE AND SPECIAL LAWS/ DEMBIYORA KA HORJEEEDA SHARCIYADA DALKA																	
(1)																	
CRIMES AGAINST THE SOMALI NATION/DEMBIYADA KU LIIO AH QARANIMADA SOOMALIYEED	12	4		2	6					31				8		9	1
CRIMES AGAINST THE PUBLIC ADMIN./DEMBIYADA LAGA GALAY MAMULKA QAWLAADA	121	16		9	51					187	1			31	2	97	-
Misappropriation of national property/Booli qaran	15	1		2	4					25	19			1		10	-
Misappropriation/Ku takrifal hanti	12	1			5					12				2		10	-
Extortion/Baad	13			5	5					19						6	-
Corruption/Laaluush	21	1			12					20	1	2		1		14	-
Resistance, insult to public officer/Is-hortaag & aflagadeyn sarkaal guud	72	6		5	23					115	16	1	3	5	2	39	13
Other crimes/Dembiyo kale	24				9					27	6	1				11	2
Crimes against the course of justice/Dembiyada ku lid ah Maamulidda Cadaaladda																	

SECTION 13 CRIME
QAYBTA 13 DEMBIYADA
TABLE/SHAXDA 13.1
Cont./Raacsan

CRIMINAL STATISTICS FOR THE YEAR 1988
XOOTA DEMBIYADA EE SANNADKA 1988

(1)	NO. OF CASES ENDING IN		NO. OF PERSONS CONVICTED TO		NO. OF PERSONS/ INTR QOF EE												
	(2)	(3)	(4)	(5)	(6)	(7)	(8)	(9)	(10)	(11)	(12)	(13)	(14)	(15)	(16)	(17)	(18)
	Conviction/la Xukumay	Acquittal/Max lagu waayey	Administrative settlement/Si gaaban lagu dhamme-eyey	Closed by attorney general/ UU xeer illaali-yuhu xiray	Pending trial/ madda sugaya	Death Dil	Life imprisonment/ Xabsi Qaaliin	Life imprisonment/ Xarig	Imprisonment/ Xarig	Fine/ Banax	Aquitted/ Max lagu waayey	Pending trial/ Maxkamad sugaya					
CRIMES AGAINST PENAL CODE AND SPECIAL LAWS/ DEMBIYADA KA HORJEEDA SHARCIYADA DALKA																	
(1)																	
CRIMES AGAINST PROPERTY/ DEMBIYADA KU LID AH HANTIDA	524	43	-	22	104	-	-	-	608	35	5	1	37	10	114	11	
Simple theft/Tuugo sahlan	713	25	-	7	123	-	-	-	897	44	1	-	29	2	146	8	
Aggravated theft (burglary)/Tuugo culus	61	4	-	1	28	-	-	-	96	-	2	-	9	-	32	-	
Theft of animals /Tuugo xoolo nool	85	3	-	3	25	-	-	-	110	4	-	-	3	-	28	-	
Robbery/Dhac	18	-	-	-	2	-	-	-	31	-	-	-	-	-	2	-	
Animal robbery/Dhac xoolo nool	89	4	1	5	12	-	-	-	87	3	-	-	4	-	14	1	
Misappropriation of other persons property/Ku takrifal hanti dad kale	101	-	-	2	9	-	-	-	105	12	-	-	1	-	16	7	
Receiving stolen property/ Haysasho hanti la xaday	126	18	1	5	39	-	-	-	140	17	20	11	16	4	49	10	
Other crimes/Dembiyada kale	48	2	-	5	18	-	-	-	47	13	6	1	1	2	19	3	

CRIMES AGAINST ARTICLES OF CHAPTERS NOT INCLUDED ABOVE/ DEMBIYADA LAGA GALAY QAYBAHA KALE EE SHARCIKA AHA KNO I AGII XIISIN

SECTION 13 CRIME
 QAYBTA 13 DEMBIYADA
 TABLE/SAXDA 13.1
 Cont./Raacsan

CRIMINAL STATISTICS FOR THE YEAR 1968
 XOGTA DEMBIYADA EE SHARCIYADA 1968

CRIMES AGAINST PERMIL CODE AND SPECIAL LAWS/ DEMBIYADA KA HARJEEDA SHARCIYADA DALKA	NO. OF CRIMES ENDING IN		WITH DETERMINED PENALTY		NO. OF PRISONERS CONVICTED TO		NO. OF PRISONERS/ INDIVIDUAL										
	(2)	(3)	(4)	(5)	(6)	(7)	(8)	(9)	(10)	(11)	(12)	(13)	(14)	(15)	(16)	(17)	(18)
	Conviction/	Request/	Administrative	Closed by	Proceeding	Death	Life imprisonment	Life imprisonment	Life imprisonment	Life imprisonment	Life imprisonment	Life imprisonment	Life imprisonment	Life imprisonment	Life imprisonment	Life imprisonment	Life imprisonment
	La	La	La	La	La	M	M	M	M	M	M	M	M	M	M	M	M
						DH	DH	DH	DH	DH	DH	DH	DH	DH	DH	DH	DH
Other crimes/Dembiyada kale	75	13	-	3	30	-	-	-	-	101	9	10	9	17	2	43	4
CRIMES AGAINST PEOPLE/DEMBIYADA KU LID AH DADKA Murder/Dil	39	7	-	2	28	-	-	-	-	32	-	-	-	11	-	33	2
Attempted murder/Dil leyska dayey	30	2	-	3	32	13	1	-	5	34	5	3	-	2	-	20	4
Simple hurt/Dhaawac sahlan	1255	235	19	163	400	-	-	-	-	1241	356	61	72	216	40	302	144
Grievous & very grievous hurt/Dhaawac culus & dhaawac halis ah	423	24	-	18	136	-	-	-	-	398	109	3	-	22	10	142	11
Affray/Dagaal safeyn leh	252	26	-	20	64	-	-	-	-	428	411	28	54	23	33	136	80
Death caused by negligence/Dhimasho ku timid taxaddardarro	192	7	-	4	142	-	-	-	-	202	2	6	-	5	2	148	4
Threat/Handadaad	42	6	-	3	6	-	-	-	-	42	1	2	-	8	-	5	-
Trespassing/Xadgudub guri	48	11	-	2	13	-	-	-	-	44	7	9	1	12	-	15	-
Other crimes /Dembiyo kale	210	32	80	23	147	-	-	-	-	178	8	58	3	34	1	155	6

SECTION 13 CRIME
 QAYSTA 13 DEMBIYADA
 TABLE/SHARXA 13.1
 Cont./Raacsan

CRIMINAL STATISTICS FOR THE YEAR 1988
 XUGSTA DEMBIYADA EE SANNADKA 1988

NO. OF CASES ENDING IN	NO. OF PERSONS CONVICTED TO		NO. OF PERSONS CONVICTED TO		NO. OF PERSONS CONVICTED TO		NO. OF PERSONS CONVICTED TO		NO. OF PERSONS CONVICTED TO							
	INTA	LAGU	INTA	LAGU	INTA	LAGU	INTA	LAGU	INTA	LAGU						
(2)	(3)	(4)	(5)	(6)	(7)	(8)	(9)	(10)	(11)	(12)	(13)	(14)	(15)	(16)	(17)	(18)
Conviction/ La Xukumay	Acquittal/ Max lagu waagey	Administrative settlement/Si gaaban lagu dhamme-eyey	Closed by attorney general/ UU xeer illaali-yuhu xiray	Pending trial/ madda sugaya	Death Dil	Life imprisonment/ Xabsi Daa'iin	Imprisonment/ Xarig	Fine/ Ganax	Aquitted/ Max lagu waagey	Pending trial/ Maxkamad sugaya	M L	F M L	F M L	F M L	F M L	F M L
CRIMES AGAINST PENAL CODE AND SPECIAL LAWS/ DEMBIYADA KA HORJEEDA SHARCIYADA DALKA																
(1)	64	5	1	16	-	-	-	-	101	24	-	-	5	1	19	9
OFFENCES AGAINST OTHER ARTICLES OF SOCIAL PROTECTION LAW/DEMBIYADA KU LID BADAARADA MUTAMACA	22	2	-	10	-	-	-	-	54	4	-	-	3	1	10	2
OFFENCES AGAINST TOBACCO AND MATCHES LAW/DEMBIYADA KU LID AH SHARCIYADA BUURIGA IYO TARRAQA	19	11	3	2	-	-	-	-	66	5	16	5	1	-	2	-
OFFENCES AGAINST HARD CURRENCY LAW/DEMBIYADA KU LID AH SHARC. LACAGTA ADAG	131	11	22	6	20	-	-	-	64	50	48	1	5	9	27	7
OFFENCES AGAINST OTHER ART. OF NATIONAL SECURITY LAW/ DEMBIYADA KALOO KU LID AH SHARCIGA ILAALINTA BADAARADA UMMADDA	69	6	-	2	37	-	-	-	6	11	13	2	6	-	32	11
OFFENCES AGAINST DANGEROUS DRUGS LAW/DEMBIYADA KU LID AH SHARCIYADA MARNOOBIYADA	36	1	-	-	16	-	-	-	53	3	1	-	-	1	23	9

1
8
4
1

SECTION 13 CRIME
QAYBTA 13 DEMBIYADA
TABLE/SHAYDA 13.1
Cont./Reacsan

CRIMINAL STATISTICS FOR THE YEAR 1988
XOGTA DEMBIYADA EE SANKADKA 1988

	NO. OF CASES ENDING IN		-- INTRA DACHADDOO --		NO. OF PERSONS CONVICTED TO		NO. OF PERSONS/													
	(1)	(2)	(3)	(4)	(5)	(6)	(7)	(8)	(9)	(10)	(11)	(12)	(13)	(14)	(15)	(16)	(17)	(18)	(19)	
	Conviction/ Lay/ Xukumay	Acquit/ tal/ Max lagu Xukumay	Adminis- trative settle- ment/51 gaaban lagu dhame- ayay	Closed by attorney general/ UU xeer illaali- guthu xiray	Death by Maxka- madda sugaya	Pending trial/ madda sugaya	Death by M L	Life im- prison- ment/ Xabai Daalin	Life im- prison- ment/ Xariig	Inpriso- nement/ Xariig	Fine/ Genax	Acquitted/ Max lagu wasayag	Pending trial/ Max lagu wasayag	Fine/ Genax	Acquitted/ Max lagu wasayag	Pending trial/ Max lagu wasayag	Fine/ Genax	Acquitted/ Max lagu wasayag	Pending trial/ Max lagu wasayag	
CRIMES AGAINST PENAL CODE AND SPECIAL LAWS/ DEMBIYADA KA HORJEEDA SHARCIYADA DALKA																				
INTERVENTIONS AGAINST PENAL CODE ART./DEMBIYADA YAR YAR EE KU LID AH SHARCIYADA CIGABARADKA	40	7	5	3	17															
OFFENCES AGAINST PUBLIC ORDER LAW/DEMBIYADA KU LID AH SHARCIGA NABADGELYADA IYO XASILDOONANTA MUJTAMACA	25		1		6															
OFFENCES AGAINST THE GAME AND RANGE LAW/DEMBIYADA KU LID AH SHARCIGA UGARARTA & QHIRTA	53	2		1	15															
OFFENCES AGAINST THE CUSTOMS LAW/DEMBIYADA KU LID AH SHARCIYADA CANSHURAHHA FURDODDYYINKA	84	3	109	10	45															
OFFENCES AGAINST ANY OTHER LAW/DEMBIYADA KU LID AH SHARCIYADA KALE	65	28	205	21	51															
GRAND TOTAL/DHAMMAN	5,594	582	440	374	1,785	19	2	6,511	1,903	420	209	574	136	1,923	427					

SOURCE: SOMALI POLICE FORCE
XIGASHO: CIIDANKA BOOLIIISKA SOOMALIIYEED

SECTION 13 CRIME
 DAYBTA 13 DEMBIYADA
 TABLE/SHAXDA 13.1
 Cont./Raacsan

CRIMINAL STATISTICS FOR THE YEAR 1988
 XOGTA DEMBIYADOR EE SANNAADKA 1988

	NO. OF CASES ENDING IN		NO. OF PERSONS CONVICTED TO		NO. OF PERSONS CONVICTED TO		NO. OF PERSONS/										
	Conviction/La Xukumay	Administrative/La Xukumay waajey	Death Dil	Life imprisonment Xabsi Daa'iin	Imprisonment Xarig	Fine/Ganax	Aquitted/Max lagu waajey	Pending trial/Maxkamad sugaya									
	(2)	(3)	(4)	(5)	(6)	(7)	(8)	(9)	(10)	(11)	(12)	(13)	(14)	(15)	(16)	(17)	(18)
CRIMES AGAINST PENAL CODE AND SPECIAL LAWS/ DEMBIYADA KA HORJEEDA SHARCIYADA DALKA	9	-	-	-	1	-	-	-	-	20	1	-	-	-	-	1	-
CRIMES AGAINST THE STABILITY/ DEMBIYADA KU LID AH XASILOONFANTA	5	-	-	-	-	-	-	-	-	6	-	-	-	-	-	-	-
Instigation to delinquency/ Ohiirri gelin demb	13	-	-	-	-	-	-	-	-	21	1	-	-	-	-	-	-
Instigation to disobey the law/Ku boorin in sharciga la diido	94	5	-	4	19	-	-	-	-	128	8	1	-	8	-	19	1
Association for purpose of committing crimes/Dembigelid loo heeshiyey	60	8	-	7	24	-	-	-	-	76	1	-	-	8	-	29	-
Other crimes/ Dembiyo kale	19	-	-	-	2	-	-	-	-	40	14	-	-	1	-	2	-
CRIMES AGAINST MORAL AND DECENTY/DEMBIYADA KU LID AH EDABTA IYO ASLUUBTA	104	1	-	2	27	-	-	-	-	185	14	9	2	1	-	28	7
Rape/Kufsasho	53	1	-	2	4	-	-	-	-	69	32	-	-	1	-	5	2
Incitement to dismoral/ Ohiirigelin anshax xumo																	
Drunkness/Sakhrannimo																	
Use of alcoholic beverages/ Khamro cabbid																	